

**PERFORMANCE REPORT
AND
ANNUAL ACCOUNTS 2015**

Content

Performance Report

	Page
1. Department and Its Functions	1
1.1 Introduction	1
1.2 Vision	1
1.3 Mission	1
1.4 Metrology	2
1.4.1 Scientific Metrology (Fundamental Metrology)	2
1.4.2 Industrial Metrology (Applied Metrology)	2
1.4.3 Legal Metrology	3
1.5 Staff Information	4
1.5.1 The Cadre Composition - 2015	4
1.5.2 Staff Updates in 2015	6
2. Service Provided by the Department	7
2.1 Pattern Approval	7
2.2 Industrial Calibration	7
2.2 Re-verification of Working Standards	7
2.4 Verifications, Inspections, and Raids of Weighing and Measuring Instruments Conducted on District Basis	7
2.5 Inspection of Pre-packed Commodities	8
2.6 Registration of Private Entrepreneurs Engaged in Commercial Activities Controlled over Legal Metrology	8
2.7 Generation and Broadcasting the Standard Time of Sri Lanka	9
2.8 Calibration of Measuring Instruments Used in Health Sector	9
3. International Relations, Training Programmes, and Conferences	10
3.1 Overseas Higher Education Opportunities	10
4. Local Training Programmes	11
4.1 Training Programmes Conducted by MUSSD	11
4.2 Orientation of Officers in Local Training Programmes	11

5. Physical Development	12
5.1 Procurement of Physical Items	12
5.1.1 Procurement of Standard Measuring Instruments	12
5.1.2 Facilities Provided to District Offices	13
5.2 Construction of the New National Measurement Laboratory Premises and the Headquarters of MUSSD	13
5.2.1 National Measurement Laboratory	14
5.2.2 Present Status of the Construction	14
5.2.3 Opening of the New Premises	15
5.3 Future Projects	19
5.3.1 Pattern Approval and Verification Center of Taxi Meters	19
5.3.2 Installation of Central Air Condition System	19
6. National Measurement Laboratory	20
6.1 Information on Calibration Services Provided by Each Laboratory	20
6.2 Revenue of Calibration Services Provided by National Measurement Laboratory – 2015	22
6.3 Pattern Approval of Weighing and Measuring Instruments – Year 2015	23
6.4 Summary of Income – National Measurement Laboratory	23
Foreign Trainings & Conferences – 2015	24
Local Training - 2015	25
Distribution of Private Entrepreneurs Engaged in Commercial Activities Controlled over Legal Metrology	27
Registrations of Private Entrepreneurs Engaged in Commercial Activities Controlled over Legal Metrology – Year 2015	28
Verification Programme - Income in 2015	28
Raids Programme – Progress in 2015	29
Representation of Verification Income on District Basis	30
Verification Programme – 2015	
Representation of Number of Units on District Basis	31
Graph 1 – Income of Verification	32
Graph 2 – Number of Units Verified	32
Graph 3 – Progress of Raids	33

Graph 4 – Cases Concluded	33
Awareness Programme – Progress in 2015	34
Quarterly Progress of Awareness Programmes – 2015	35
Pattern Approval of Weighing Instruments – Year 2015 (Appendix 1)	36-42
Pattern Approval of Fuel Dispensers – Year 2015 (Appendix 2)	43

Annual Accounts

Recurrent Expenditure	45
Capital Expenditure	45
Summary of Expenditure	46
Financial Sources	46
Measurement Units, Standards and Services Department Income for the year as at 31.12.2015	47
Muasurement Units, Standards and Services Department Statement of Expenditure for the Year as at 31.12.2015	48

Measurements Units, Standards and Services Department Performance Report and Annual Accounts - 2015

The aim of this report is to show the basic policy, projects of Measurement Units, Standards & Services Department which have been implemented and to represent the progress of the projects that have been implemented during the year 2015.

1. The Department and Its Functions

1.1 Introduction

Measurement Units, Standards and Services Department (MUSSD) was established under the Measurement Units, Standards and Services Act No. 35 of 1995. MUSSD functions under the purview of Ministry of Industry and Commerce. The department is responsible for, providing accurate and reliable measurement procedures and metrology services, safeguarding the interests of the consumer, maintaining and updating the National Measurement Standards in conformity with the international measurement system by implementing the law and regulations of this act.

Each country in the world has a special establishment responsible to realize, establish and maintain the national measurement standards. It is generally called National Measurement Institute (NMI). MUSSD bears the responsibilities of the NMI in Sri Lanka. Establishment, maintenance, and dissemination of national measurement standards in Sri Lanka are done by the National Measurement Laboratory (NML) established under the department. Moreover various calibrations and verification services for measuring instruments used in fields such like industry, engineering, environment, health protection, road safety etc; are provided by MUSSD.

Further the recommendations of OIML¹ are followed in legal metrological activities. Pattern approval of electrical and mechanical weighing and measuring instruments, initial and annual verification of such instruments are being done according to those recommendations.

1.2 Vision

Accurate and reliable measurements for well protected customer community

1.3 Mission

“To establish, maintain & disseminate the national measurement standards in compliance with international standards, ensuring justice & equity for producers, traders, metrological & other service providers & consumers, through the regulatory & service activities based on measurements to uplift the quality of life and standards of Sri Lankans”

¹ International Organization of Legal Metrology

1.4 Metrology

Metrology is the science of measurements and its applications. Measurements related to various quantities such like mass, length, time, pressure, volume, electric current, electric resistance etc; are frequently necessary in the daily life activities. All the researches, scientific and regulatory activities carried out internationally and locally for sustaining a unity of physical quantities and units can be defined to be Metrology.

Metrology can be classified into three fields.

1. Scientific Metrology (Fundamental Metrology)
2. Industrial Metrology (Applied Metrology)
3. Legal Metrology

Out of these fields industrial metrology and legal metrology are extensively rely on the basis of scientific metrology.

1.4.1 Scientific Metrology (Fundamental Metrology)

This is major out of three fields in metrology, sometimes referred to as Fundamental Metrology, is the subject concerns the establishment of quantity systems, unit system of measurement, development of new measurement methods, establishment, definition, and realization of local and international measurement standards, and transferring traceability to the user in the society through the hierarchy of such standards. Also scientific metrology covers theoretical and practical aspects of identification and resolving measurement problems and related issues.

Implementation of activities related to Scientific Metrology is as follows.

1. Establishment of the National Measurement Laboratory and National Measurement System of the country
2. Realization, establishment, updating, maintenance and dissemination of National Measurement Standards
3. Establishment and maintenance of the National Measurement Standards so as to traceable to International Measurement Standards (SI)
4. Dissemination and promotion of measurement parameters and technology necessary for different fields
5. Upgrading the calibration and measurement capabilities (CMC) by participating in international bilateral and multilateral inter-comparisons related to various quantities
6. Providing training and consultancy services on metrology
7. Metrology researches
8. Generating Sri Lanka Standard Time and broadcasting via www.sltime.org

1.4.2 Industrial Metrology (Applied Metrology)

Industrial Metrology concerns how to apply measurement science to manufacturing and industrial processes. Ensuring the compliance of use of measuring instruments, industrial metrology addresses the application of measuring instruments in industry, and quality control of them. There the management of measuring instruments and

industrial calibration are done according to the requirements of a quality production process.

Activities carried out by the department related to Industrial Metrology are as follows.

1. Providing necessary laboratory facilities for calibration of measures and measuring instruments/systems used in production industry (including laboratory calibrations and on site calibrations)
2. Inspection and verification of large scale measuring instruments established in production and service industries
3. Providing necessary training and consultancy on resolving measurement problems raised in industrial measurements

1.4.3 Legal Metrology

Legal Metrology concerns the field of legal control of measurement. It is the process of certifying measures and measuring instruments to be complied with measurement laws in the country after the inspection of such instruments and measures according to the legal requirements on the use of measuring instruments. Necessary legal provisions have been provided via the act No. 35 of 1995. Accordingly law and regulations made are implemented throughout the sectors like health, public safety, environment, enabling taxation, protection of consumers and fair trade.

Activities under legal metrology implemented by Measurement Units, Standards & Services Department have been defined in the act and its regulations. Weighing and measuring found in all the commercial transactions are controlled by measurement law. The act empowers the department to regulate legal metrological activities in the following ways.

1. Calibration of working standards and establishment of such standards in district basis (according to the act the District Secretary serves as the Superintendent of Measurement Services also and working standards are kept under the custody of him)
2. Initial and annual verification of weights, measures, weighing and measuring instruments used in trade
3. Registration of manufacturers, importers, repairers and sellers of weights, measures, weighing and measuring instruments used in trade
4. Protect consumers by implementing the penal section of the act
5. Consumer awareness on Legal Metrology
6. Granting pattern approval of weights, measures, weighing and measuring instrument used in trade and industry (This service is provided by the National Measurement Laboratory)
7. Inspection and control of pre-packed commodities
8. Verification of measuring instruments related to health sector, environment protection, and road safety
9. Prosecution against persons who commit fraud measurements by conducting market raids

1.5 Staff Information**1.5.1 The Cadre Composition – 2015** (table 1)

Position	Salary Scale	Service Category	Class	Approved Cadre	Actual Cadre			Vacancies
					Permanent	Casual	Acting	
Director MUSS	SL-1-2006	SLSS	I	01	-	-	01	01
Deputy Director MUSS/ Assistant Director MUSS	SL-1-2006	SLSS	III/II/I	11	10	-	-	01
Assistant Director (Admin)	SL-1-2006	SLAS	III	01	01	-	-	-
Assistant Director (departmental)	SL-1-2006	Departmental		01	-	-	-	01
Accountant	SL-1-2006	SLAcS	II/I , II/II	01	-	-	-	01
Accountant (Internal Audit)	SL-1-2006	SLAcS	II/I, II/II	01	-	-	-	01
Administrative Officer	MN-7-2006	Public Management Assistant Service	Supra	01	-	-	01	01
Assistant Superintendent of MUSS	MN-7-2006	Departmental		04	-	-	02	04
Measurement Services and Devices Inspector	MN-7-2006	SLTS (special)		25	-	-	-	25
Metrology Experimental Officer	MN-4-2006	Departmental		18	04	-	-	14
District Metrology Investigation Assistant	MN-4-2006	Departmental		03	03	-	-	-
Information &Communication Technology Officer	MN-4-2006	ICT Service		01	01	-	-	-

Performance Report 2015

Position	Salary Scale	Service Category	Class	Approved Cadre	Actual Cadre			Vacancies
					Permanent	Casual	Acting	
Development Officer	MN-4-2006	Development Officers Service		60	30	-	-	30
Librarian	MN-3-2006	Sri Lanka Government Librarian Service		01	-	-	-	01
Inspector of MSD	MN-3-2006	Sri Lanka Technical Service	III/II/I	91	58	08	-	33
Laboratory Assistant	MN-3-2006	Departmental		04	-	-	-	04
Public Management Assistant	MN-2-2006	Public Management Assistant Service		20	15	-	-	05
Technician	MT3/PL3	Departmental		02	-	-	-	02
Mechanic	PL3-2006	Departmental		02	02	-	-	-
Driver	PL3-2006	Combined Service		10	09	-	-	01
Measurement Standards & Services Assistant	PL2-2006	Departmental		63	47	-	-	16
Laboratory Attendant	PL2-2006	Departmental		10	03	-	-	07
Lorry Assistant	PL1-2006	Departmental		02	02	-	-	-
Office Assistant	PL1-2006	Office Assistant Service		05	05	-	-	-
Security	PL1-2006	Departmental		01	-	-	-	01
Sanitary Worker	PL1-2006	Departmental		01	01	-	-	-

1.5.2 Staff Updates in 2015 (table 2)

Position	New recruitments	Retirements	Transfer Arrivals	Transferred Out	Promotions	Resignations	Leave the Position	Deaths	SLTS (Trainee)
Assistant Director (Admin)	01	-	-	01	-	-	-	-	-
Assistant Director (Departmental)	-	01	-	-	-	-	-	-	-
Inspector of MSD (Special)	-	01	-	-	01	-	-	-	-
Development Officer	-	-	-	02	-	-	01	-	-
Inspector of MSD	-	02	-	-	-	-	-	-	20
Laboratory Assistant	-	-	-	-	-	-	-	-	03
Management Assistant	02	-	-	-	-	-	-	-	-
Technician	-	-	-	-	-	-	-	01	-
Driver	-	-	01	01	-	-	-	-	-
Measurement Standards & Services Attendant	06	03	-	-	-	-	01	-	-
Laboratory Attendant	03	-	-	-	-	-	-	-	-
Office Assistant	-	-	02	-	-	-	-	-	-

2. Services Provided by the Department

2.1 Pattern Approvals

The pattern approval is an attestation of any weight, measure or weighing/measuring instrument after a pattern test, performed by a recognized laboratory to check whether they are in conform with the measurement law in Sri Lanka, before they are sent to the market by a producer or before they are imported. Pattern approval is a technical assessment. The original model of the instrument is undergone through a series of tests at the National Measurement Laboratory. The design and the structure of each of the components of the instrument are checked against the recommendations on type approval defined by the International Organization of Legal Metrology – (OIML). Subsequently based on the evaluation of the test results a pattern approval is granted by MUSSD for the intended weights, and measuring instruments including vehicle emission testing units, and fuel dispensers (Appendix 1, and 2).

2.2 Industrial Calibrations

Calibration facilities for pressure gauges, thermometers, weights, scales and length measuring instruments, electrical measuring instruments, moisture meters, laboratory balances etc; which are used in industry, engineering or any other related field are now available at MUSSD. Calibration certificates are also issued with such calibrated instruments.

Industrial calibration is one of the main services provided by the National Measurement Laboratory. Moreover verification of vehicle speed detectors and vehicle emission testing instruments has been started (table 8). Amendments of calibration charges are as per the extraordinary gazette No. 1921/54 dated 2 July 2015.

2.3 Re-verification of Working Standards

Working Standards used for verifying weighing and measuring instruments related to trade and industry have been retained under the custody of secretary of each district in the country. These standards must be calibrated once in two years. Calibration of working standards is done at the National Measurement Laboratory. Working standards include standard weights, standard volume measures, and standard length measures.

2.4 Verifications, Inspections, and Raids of Weighing and Measuring Instruments Conducted on District Basis

Inspections and raid programmes are implemented by MUSSD to ensure that the weights, measures, weighing and measuring instruments used in the country are utilized in conformity with the weights and measures laws and regulations of the country. These programmes are very helpful, in terms of legal metrology, not only to protect the customer but also to ensure an accurate and reliable measuring practice in the country.

Verification of weights, measures, weighing and measuring instruments used in trade is done by Measurement Services and Devices Inspectors who assume duties at Measurement Units, Standards & Services Divisions of each District Secretariat.

Verification centers are held at Pradeshiya Sabha and any other government institutes of each district under the prior approval of the District Secretariat. Moreover a mobile verification unit for weigh bridges has been commissioned to verify annually all weigh bridges placed in every district. All fuel dispensers mounted at every fuel station in the country are verified once every year. For the particular purpose a Fuel Dispensers Verification Unit has been introduced. (tables 15, 16, 17, and 18)

2.5 Inspection of Pre-Packed Commodities

The commodities that have been packed before selling to the consumers are called Pre-Packed Commodities. Net content mentioned (weight, volume, length etc) on the pre-packed item is undergone to inspections for verifying whether the right content is available at the display of goods in the market. Inspection of pre-packages is performed according to OIML regulations.

When inspecting pre-packages, samples of a particular item available at the display in the market are arbitrarily selected and subsequently the net content (weight, volume, length etc) of the item is measured. Here a definite number of replicas of such pre-packed item are inspected in their content. The results are then analyzed statistically. The final decision on the pre-package would be based on the statistical analysis and regulations made on prepackages by the department after comparing the net content and the results against the recommended tolerance/permissible error. Further details are referred to the extraordinary gazette No. 1499/7 dated 29 May 2007.

2.6 Registration of Private Entrepreneurs Engaged in Commercial Activities Controlled over Legal Metrology

Any organization or individual who is engaged in selling, manufacturing, importing or repairing of weights, measures, weighing and measuring instruments must get registered with the department as per section 21 of the Measurement Units, Standards and Services act. For that the person must apply via a prescribed application form determined by the Director of Measurement Units, Standards and Services and the corresponding fees must be paid. The certificate issued in such registrations will be expired on 31st December of the year.

Before starting a business of repairing weights or measuring instruments the interested person should first face to a practical test hold by MUSSD to prove his competencies and qualification related to such repair activities. Examination fees should be paid by the person.

Subsequently the workshop of the applicant who is qualified through the practical examination is inspected by the officers of MUSSD to check whether the necessary tools and equipment are readily available for the repair purpose.

After qualifying through the practical test and satisfactory witness of the workshop a registration certificate is issued to the applicant (tables 13, 14). The certificate empowers the person to be a qualified repairer. This certificate is not transferable. In case of any change of the business ownership, a qualified technician must be appointed in the business immediately.

Registration fees and all related details have been published in the extraordinary gazette No. 1921/54 dated 2 July 2015.

2.7 Generation and Broadcasting the Standard Time of Sri Lanka

MUSSD possesses the honor to be the pioneer of generating and broadcasting the Standard Time in Sri Lanka since 2011. Sri Lanka Standard Time was launched by the Electric Time and Frequency Laboratory of NML as a new project in order to establish the island wide unity of time. For the purpose a Rubidium Atomic Clock has been established to generate the accurate time in Sri Lanka in accordance with Universal Time Coordinates (UTC) and the new website www.sltime.org was launched in April 2011 to broadcast the accurate time. People are now able to set their time correctly via the website at any time in the day. All the respective parties are informed to set their clocks with correct time using the website.

Presently steps have been taken to upgrade this extensively developing service by introducing a Caesium Atomic Clock which is able to generate the most accurate time in the world. New instruments necessary for the upgrading of this service will be established at NML in 2016.

2.8 Calibration of Measuring Instruments Used in Health Sector

It is ensured the accuracy of measuring instruments such like weighing machines, scales, blood pressure meters, and thermometers, used in health sector by calibrating them which in turn results in a reliable diagnose and treatment. In this regard MUSSD is capable of providing calibration/verification facilities for hospitals and other related institutes.

3. International Relations, Training Programmes, and Conferences

Relations in metrological perspectives are created with various countries in order to maintain the international and regional corporation of Metrology. It also helps to establish international traceability of measurement and overcome the technical barriers arise in trade. International relations are essential further to provide a secure basis for scientific and other measurement practices we have and to reduce technical disputes arising in many countries.

MUSSD has been continuing relations with the following organizations related to metrology.

1. Membership of the International Organization of Legal Metrology (OIML)
2. Membership of the Asia Pacific Metrology Programme (APMP)²
3. Associate membership of the International Committee of Weights and Measures (CIPM)³ and Mutual Recognition Agreement (MRA)⁴
4. Participation in various projects implemented under SAARC-PTB bilateral technical corporation (corporation between German Metrology Institute and SAARC) as a regional country

Apart from the above relations MUSSD has participated in international comparison programmes pertaining to various physical quantities every year and has proven satisfactory results from them. Officials from MUSSD have participated in many foreign training programmes and conferences related to metrology in 2015. (table 11)

3.1 Overseas Higher Education Opportunities

Higher education opportunities related to Metrology are available in universities of some countries. There are a considerable number of institutions and universities in the world which offer postgraduate programmes in metrology. Also affiliated institutes are sometimes found in NMI's of several countries which offers higher education programmes in metrology.

It is highly important such opportunities for officials of MUSSD to benefit rare chances of following overseas postgraduate courses in metrology. Table below describes information on officials who have been following foreign postgraduate courses and officials who have successfully completed postgraduate programmes in 2015.

² Asia Pacific Metrology Programme

³ International Committee for Weights and Measures

⁴ Mutual Recognition Arrangement

(table 3)

	Name of the Officer	Position	Degree Course	Institute/University	Duration
1	Mr. S.D.I. Dias	Assistant Director	M.Sc. in Applied Metrology	Tartu University - Estonia	2013.08.24-2015.08.22
2	Ms. G.W.C. Wijayasundara	Assistant Director	PhD in Science of Measurement	University of Science and Technology – South Korea	2014.02.16 (3 to 5 years)

4. Local Training Programmes

4.1 Training Programmes Conducted by MUSSD

A special programme was launched in 2015 to offer training opportunities necessary for the field of metrology. At present MUSSD has had enough resource persons to offer training on Chemical Metrology and Uncertainty Calculations. Information on such training programmes conducted in 2015 is given in table 4 below.

(table 4)

Name of the course	Dates	Number of participants	Fee* Rs.
Introduction to Chemical Metrology	2015.05.20	9	12500.00
Measurement Uncertainty Estimation	2015.09.05	25	9500.00
Measurement Uncertainty Estimation	2015.11.12	22	9500.00
Measurement Uncertainty Estimation (held at Central Environment Authority)	2015.09.21	19	3000.00

*Fee per person

4.2 Orientation of Officers in Local Training Programmes

MUSSD is always actively interested in identifying necessary training needs of all officers in every section. It is believed that every officer of the department must have to maintain a proven track record of skills related to his daily work. Necessary training is provided to officers so that they can improve their gained knowledge further and enable them to have promotions with updated knowledge and well experience at work. Information on local training programmes in which MUSSD officers were participated is represented in table 12.

5. Physical Development

5.1 Procurement of Physical Items

This is reference to all furniture, electric appliances, laboratory instruments and office needs procured in 2015. These procurements cover the needs of both headquarters and district offices.

5.1.1 Procurement of Standard Measuring Instruments

Tabulated is information related to standard measuring instruments required for the National Measurement Laboratory procured in 2015.

(table 5)

Date	Instrument Name	Quantity	Total Cost Rupees
2015.01.20	CERA Caliper Checker	1	661,926.00
2015.02.03	Server Computer	3	829,950.00
2015.03.03	Uninterrupted Power Supply 24V/15A	2	794,000.00
2015.03.03	Laboratory Pressure Recorder	3	1,029,000.00
2015.03.03	K type Thermocouple	10	280,000.00
2015.03.23	High Voltage Meter	1	1,610,000.00
2015.03.30	Electric Field Meter	1	1,158,375.00
2015.05.04	Gas Pump 700 bar	1	3,966,255.00
2015.05.04	Fluke Pressure Gauge	2	807,691.00
2015.05.04	915H Parallel Tube Stirrer Bath	1	4,180,105.50

5.1.2 Facilities Provided to District Offices

(table 6)

District	Facilities Provided
Trincomalee	Regular office chairs, computer tables, computer chairs, air condition machines
Puttalama	Regular office tables, regular office chairs, steel drawers, steel cupboards
Anuradhapura	Regular office tables, executive chairs, steel drawers, steel cupboards, water filters
Kalutara	Pedestal fans, air condition machines, computers
Matale	Pedestal fans, water filters
Matara	Pedestal fans, UPS
Hambantota	Pedestal fans
Ampara	Pedestal fans, water filters
Kurunegala	Laser printers
Polonnaruwa	Water filters
Batticaloa	Laser printers
Jaffna	Pedestal fans, air condition machines, water filters
Galle	Water filters, computers, laser printers
Headquarters	Pedestal fans, air condition machines, curtains, water dispensers, computers, laser printers, regular office tables, regular office chairs, steel cupboards, canteen tables and chairs, lecture hall chairs

5.2 Construction of the New National Measurement Laboratory Premises and the Headquarters of MUSSD

The construction of the National Measurements Laboratory treated to be the prime activity towards establishment of National Measurement System in conformity with the international standards was held in 2013. The new premise situated in Homagama is around 27 kilometres away from Colombo.

5.2.1 National Measurement Laboratory

Location	: Mahenawatta, Pitipana, Homagama, Colombo District
Date of commencement	: 23 rd April 2013
Expected date of completion	: 23 rd October 2014
Date of completion	: 2 nd October 2015
Date of inauguration	: 8 th December 2015
The Total Cost of the Project	: Rs.1487.90 Million
Fund allocation in 2015	: Rs.200 Million (Consolidated Fund) Rs.280 Million (Departmental Funds)

Many national responsibilities like establishment, updating, identification, definition, maintenance of national measurement system in conformity with the international system and securing an accurate measuring practice in the country are assigned to the National measurement Laboratory. It is the institute which secures the national standards related to measurements of various physical quantities found in daily use. This laboratory has been design so that calibration facilities can be provided not only for physical quantities like mass, length, time, temperature, pressure, volume, electric current, voltage but also for quantities like density, photometry, vibrations, sound level, force, hardness, viscosity, humidity, fluid flow, vacuum, taxi meters, and heavy mass required in different fields.

Ability of saving money, spent by private sector and government organizations like Sri Lanka Standard Institute, Industrial Technology Institute, Ceylon Electricity Board, Ports Authority etc; to calibrate instruments from foreign laboratories, is a special benefit of the construction of this laboratory. Moreover extensive opportunities will be arisen to perform researches in the field of metrology as a result of this laboratory construction.

5.2.2 Present Status of the Construction

Construction work was finished at the end of year 2015. The whole construction comprises three blocks as the administration building, legal metrology building and the National Measurement Laboratory at the end of work. A separate machine room has also been built with high voltage power lines of 33000V, a generator of 1000kVA capacity, and three transformers installed in it. Apart from electricity supply, a fire protection system has also been installed with a separate water storage and pump room.

Administration building comprises for stories. The building has a water storage tank at the top. In this building administration section, accounts section, audit section, director's room, canteen, and front lobby are available. An elevator is also provided with this building. The other building, referred to as admin phase 2, is composed of legal metrology division, main auditorium, mechanical workshop, training room, driver's room, and other office facilities. It is a three storied building.

The third building known as the National Measurement Laboratory is the largest among the three. It has elevator facilities. The whole building is divided into a set of laboratories pertaining to different measurement quantities, administrative unit, access control system, intercom/telephone system, a networking system with server room, and a front lobby at the entrance. All the sections are interconnected via the intercom system.

It is proposed later to construct a vehicle park apart from the main constructions. That will be started in future. Currently there are only two places with a roof at the premises to park vehicles. Outside of the buildings has been covered with laying stones.

All the rooms are currently not provided with air condition facilities, still a sufficient number of air condition machines have been mounted for those places where official activities and calibrations are taken place. However a number of machines sufficient for the current staff are not available at present. Especially the central air condition system proposed for the laboratory has not been installed yet. It will be implemented in the future as a special project limited to the laboratory itself.

Apart from all above constructions, there is a new building has been built to install a taxi meter unit for the purpose of verification and pattern approval of taxi meters. Still the installation of required instruments is to be completed later.

5.2.3 Opening of the New Premises

Transportation of physical resources from the old head office in Colombo 5 to the new premises in Mahenawatta was started from November 2015. A special programme was initiated to transport all the office furniture, laboratory instruments, and measurement standards from Colombo to Pitipana new premises.

The inauguration of the new premises consist the headquarters of MUSSD and the National Measurement Laboratory was held on 8th December 2015 at auspicious time with the presence of chief guests Hon. Rishard Badiyudeen, Minister of Industry and Commerce, and Hon. Bandula Gunawardhana, present MP and former Minister of Trade and Consumer Affairs. A pirith chanting ceremony was held throughout the night on the same day and an alms giving also was held on the following day.



Construction of the administration building in progress



Landscaping around the laboratory building



Internal view of a mass laboratory



Administration building



Completing constructions in front of the National Measurement Laboratory



Phase 2 of the administration building – auditorium and legal metrology division



Opening of the laboratory by Hon. Rishard Badiyudeen, Minister of Industry and Commerce at auspicious time on 8th December 2015



Opening the plaque at the auspicious time



Visit of thermometry laboratory by Hon. Minister

5.3 Future Projects

5.3.1 Pattern Approval and Verification Center of Taxi Meters

This project has been proposed to facilitate people with an accurate and reliable travel fare counting system of taxi meters of which the accuracy must be verified. Through this the metrological parameters related to taxi meters are controlled. Same as every other measuring instrument used in trade, the legal control of taxi meters will comprise four components; the pattern approval of the meter, initial verification, road test after the installation of the meter, and annual verification.

It has been planned to appoint a staff consisting a technical officer and a supporting officer to assume duties on taxi meter verification and inspection covering all the districts.

The construction of a taxi meter verification center consist of all the facilities required to verify and grant approval of the pattern of such meters which are mounted in taxis, and installation of necessary measuring instruments for the center have to be completed. It is expected to initiate granting pattern approval of taxi meters as a pilot project in 2016. Accordingly it will be possible to provide necessary facilities for obtaining the pattern approval to the institutions who import and distribute taxi meters by the mid of next year.

5.3.2 Installation of Central Air Condition System

It is due to lack of sufficient funds that the installation of a central air condition system in the National Measurement Laboratory has not yet been started. The estimated funding for this special project is 46,814,440 rupees. The output of this project is the installation of single system which is capable of air conditioning all the laboratories inside the NML. Through the air condition system it is expected to control the temperature and humidity inside the laboratories at a required level in a regular manner. The responsibility of NML, as the leading institute of securing the national measurement standards, is to maintain the atmospheric conditions as it is according to the international regulations throughout the laboratory where such measurement standards are established. There are specific values of temperature and humidity level of the atmosphere to be maintained for each measurement standard. The accuracy of national standards solely depends only on these definite atmospheric conditions. Therefore the installation of this air condition system is mandatory.

6. National Measurement Laboratory

6.1 Information on Calibration Services Provided by Each Laboratory (table 7)

	Name of the Laboratory	Calibration Facilities Provided
1	Thermometry Laboratory	Clinical Thermometer Industrial & laboratory Thermometers Dial Thermometer Probe RTD & Thermocouple Thermometer Liquid in Glass Thermometer Maximum Registered Thermometer Min Max Thermometer Wall Thermometer Surface Probe Infrared Thermometer Wood Moisture Meter IR Moisture Meter Moisture Balance Standard Platinum Resistance Thermometer (Comparison Method) Standard Platinum Resistance Thermometer (Fixed Point Method) Industrial Thermocouple (Comparison Method) Industrial Thermocouple (Fixed Point Method) Liquid & Dry Block Calibration Bath Temperature Chart Recorder Laboratory Oven & Furnace Autoclave Incubator & Water Bath Deep Freezer & Refrigerator (Single Chamber, Dual Chamber) Cold Room (Room Temperature Measurement) Cold Room (With Thermal Switch Indicator) Thermal Switch/Controllers Digital Hygrometer Wet & Dry Bulb Hygrometer
2	Electric Power and Energy Laboratory	kWh meter (single phase) kWh meter (Three phase) kVA meter (Three phase) Potable power/energy meter (single phase) Accuracy class 0.1/0.2 Potable power/energy meter/energy (Three phase) Accuracy class 0.1/0.2 Reference Meter (Used in meter testing benches/single phase) Reference Meter (Used in meter testing benches/single phase) Energy Meter (laboratory/single phase) Accuracy class 0.1/0.2 Energy Meter (laboratory/Three phase) Accuracy class 0.1/0.2 Power Meter (single phase/stationary/Mobile/Lab) Power Meter (three phase/stationary/Mobile/Lab)
3	Volumetric Laboratory	Un Subdivided Measures Volumetric measures Measuring cylinders Road Tanks Micropipettes, Pipettes & Burettes only for 3 points
4	Pressure Laboratory	Pressure Gauge Sphygmomanometers Digital Blood Pressure Meter
5	Mass Laboratory	Weights (OIML Class E2) Weight (OIML Class F1) OIML Class F2, M/Stainless Steel Industrial Weights Other Industrial Weights Balances-Class I Balances-Class II

Performance Report 2015

		Balances-Class III & IIII Weighs Bridges Button Puller Machine Hopper Scale
6	Length Laboratory	Ruler/tape Gauge Blocks Vernier Calipers Micrometers Diameter gauge Height gauge instrument Caliper tester Feeler Gauge Thickness Dial Gauge
7	Electric Time and Frequency Laboratory	Voltmeter Ammeter Ohmmeter Multimeter 6.5 AC/DC Resistor Time/Stop watch Frequency/Tachometer Oscilloscope Function Generator

6.2 Revenue of Calibration Services Provided by National Measurement Laboratory – 2015 (table 8)

Month	Mass Laboratory		Length Laboratory		Thermometry Laboratory		Electric Time and Frequency Laboratory		Electric Power and Energy Laboratory		Volumetric Laboratory		Pressure Laboratory	
	No. of Units	Income Rupees	No. of Units	Income Rupees	No. of Units	Income Rupees	No. of Units	Income Rupees	No. of Units	Income Rupees	No. of Units	Income Rupees	No. of Units	Income Rupees
January	1	1,500.00	14	20,500.00	27	68,520.00	2	5,000.00	5	6,000.00	2	4,000.00	1	1,000.00
February	21	60,800.00	4	5,000.00	5	20,000.00	5	10,000.00	18	43,200.00	1	500.00	3	3,000.00
March	3	8,375.00	29	31,500.00	17	27,000.00	9	16,000.00	10	12,000.00	6	3,300.00	3	3,000.00
April	33	18,950.00	6	8,500.00	14	33,890.00	2	4,000.00	1	1,000.00	1	5,000.00	4	4,000.00
May	34	9,150.00	26	29,000.00	17	53,530.00	15	27,000.00	8	77,000.00	4	3,000.00	16	16,000.00
June	62	18,915.00	14	16,000.00	23	51,200.00	9	30,000.00	7	8,000.00	3	6,000.00	10	10,000.00
July	48	18,725.00	14	18,500.00	28	73,000.00	16	24,000.00	0	0.00	2	9,600.00	3	3,000.00
August	8	26,900.00	46	26,000.00	4	4,150.00	1	1,000.00	1	6,000.00	1	500.00	3	3,000.00
September	82	264,150.00	39	61,200.00	78	159,430.00	8	15,000.00	1	2,000.00	15	7,500.00	12	12,000.00
October	31	40,150.00	36	55,000.00	47	64,560.00	15	15,000.00	14	21,600.00	4	23,000.00	5	5,000.00
November	86	84,600.00	110	86,050.00	9	20,700.00	6	10,500.00	2	9,400.00	0	0.00	9	13,500.00
December	9	4,250.00	116	86,950.00	4	8,600.00	3	7,500.00	10	12,000.00	0	0.00	0	0.00
Total	418	556,465.00	454	444,200.00	273	584,580.00	91	165,000.00	77	198,200.00	39	62,400.00	69	73,500.00

6.3 Pattern Approval of Weighing and Measuring Instruments – Year 2015 (table 9)

Type of Pattern Approval	Number of Units	Fee Rupees
Electronic Weighing Machines	27	254,400.00
Vehicle Emission Testing Units	1	16,000.00
Fuel Dispensers	11	125,000.00
Total	39	395,400.00

6.4 Summary of Income – National Measurement Laboratory (table 10)

Service Category	No. of Instruments	Fee Rs.
01. Calibration of weights & scales	418	556,465.00
02. Calibration of length measurement	454	444,200.00
03. Calibration of thermometric instrument	273	584,580.00
04. Calibration of pressure gauges instrument	69	73,500.00
05. Calibration of radar equipment, analog and digital inspection instrument , stop watch , air flow meter, various multi meters, resistance substitute instrument, hip hop tester, mega ohm meter, broad band timer, load cell stimulator, clamp meter, insulation tester and tachometer.	91	165,000.00
06. Pattern approval fuel dispensing pumps and scales pattern approval of first and second testing	39	395,400.00
07. Calibration of volumetric instrument	39	62,400.00
08. Calibration of electricity meters	77	191,200.00
09. Inspection of pre-packages	22	103,500.00
10. Training Programmes (Chemical Metrology and Uncertainty Calculations)	-	616,000.00
Total	1,482	3,192,245.00

Foreign Trainings & Conferences – 2015 (table 11)

	Name	Designation	Country	Time Period	Training/ Conference
01	Mr. A.D.D. Naminda	Assistant Director	India	22.02.2015 – 28.02.2015	SAARC PTB Technical Cooperation Training on Dimensional Metrology
02	Ms. G.D.S.C. Garusinghe	Metrology Experimental Officer			
03	Ms. J.S.M. Silva	Assistant Director	India	08.03.2015- 14.03.2015	SAARC PTB Technical Cooperation Training on Metrology (Mass, Pressure, Volume)
04	Mr. H.L.I.S. Sampath	Assistant Director			
05	Ms. K.S. Mallawaarachchi	Assistant Director			
06	Ms. S.N. Samaraweera	Metrology Experimental Officer			
07	Mr. P.K.J. Pathiranage				
08	Mr. S.N. Akuranthilaka	Assistant Director	India	19.04.2015- 25.04.2015	SAARC PTB Technical Cooperation Training on Thermometry
09	Ms. R.A.W.R. Rajamanthri	Metrology Experimental Officer			
10	Mr. W.W.S. Jayasinghe	MSD Inspector	Indonesia	08.05.2015- 22.05.2015	Training on Pre- Packed Goods
11	Mr. P. Wimalasena	MSD Inspector			
12	Mr. R.M.M.B. Ranasinghe	MSD Inspector	Thailand	15.06.2015- 19.06.2015	Training on Fuel Dispenser Verification
13	Mr. Upul Bambarandage	MSD Inspector			
14	Mr. H.L.I.S. Sampath	Assistant Director	Korea	28.05.2015- 14.06.2015	Training on Flow Measurement
15	Mr. S.N. Akuranthilaka	Assistant Director	Malaysia	07.07.2015- 10.07.2015	Strategic & Performance Management Training Programme
16	Mr. R.D.M. Alanka	Assistant Director	Philippian	20.07.2015- 24.07.2015	MEDEA Metrology Enabling Developing Economies in Asia Workshop – NMI Quality System based on ISO /IEC 17025/2005
17	Mr. R.G.S.A. Perera	Assistant Director			
18	Mr. R.G.S.A. Perera	Assistant Director	China	03.08.2015- 04.08.2015	Sponsored by Sri Lanka accreditation Board. Participated as a TEC member
19	Mr. S.N. Akuranthilaka	Assistant Director	China	28.10.2015- 05.11.2015	Asia Pacific Metrology Programme (APMP) 2015
20	Mr. K. Premasiri Kumara	Director (Acting)	China	29.10.2015- 08.11.2015	Asia Pacific Metrology Programme (APMP) 2015
21	Mr. S.D.I. Dias	Assistant Director	China	28.10.2015- 05.11.2015	Asia Pacific Metrology Programme (APMP) 2015
22	Mr. R.D.M. Alanka	Assistant Director	China	05.11.2015- 07.11.2015	Asia Pacific Metrology Programme (APMP) 2015

Local Training - 2015 (table 12)

	Name	Designation	Training	Institute	Time Period	Course Fee Rs.
01	Mr. L.N. Senaweera	MSD Inspector	Diploma in English	University of Ruhuna	01.01.2015 onward- 40 days, 4 hours per week	17000/=
02	Ms. R.C. Karunasena	Metrology Investigation Officer	Training on Pension Salary	Sri Lanka Institute of Development Administration	23.02.2015-24.02.2015	Free
03	Mr. A.M.K. Ganapathi	Development Officer	e-government	Sri Lanka Institute of Development Administration	16.03.2015-17.03.2015	Free
04	Ms. D.D. Gamage	Management Assistant	Diploma in English – II	Sri Lanka Foundation Institute	15.03.2015 (60 hours during 4 months)	12500/=
05	Ms. M.H.I. Madushani	Management Assistant	Diploma in English – II	Sri Lanka Foundation Institute	15.03.2015 (60 hours during 4 months)	12500/=
06	Ms. T.P.G. Karunarathna	Finance Assistant	Basic Course in English Language	Sri Lanka Foundation Institute	14.03.2015 (60 hours during 5 months)	10500/=
07	Ms. K.K.S.K. Wijesinghe	Management Assistant	Basic Course in English Language	Sri Lanka Foundation Institute	14.03.2015 (60 hours during 5 months)	10500/=
08	Ms. P.C.D. Disanayake	Management Assistant	Diploma in English – III	Sri Lanka Foundation Institute	15.03.2015 (60 hours during 5 months)	14500/=
09	Mr. Gunadasa Hewage	MSD Inspector	Sri Lanka Computer Driving License-Part Time	NAITA	09.05.2015 onward 156 hours on Saturdays	10000/=
10	Ms. R.M.R.B.K. Ranasinghe					10000/=
11	Mr. H.P.C. Wijethilaka					10000/=
12	Mr. A. Sarath Wijesinghe					10000/=
13	Ms. C. Garusinghe	Metrology Experimental Officer	Workshop on Applied Chemicals	Sri Lanka Accreditation Board	02.03.2015	Free
14	Mr. P.K.J. Pathirana					5000/=
15	Mr. A.M.K. Ganapathi	Development Officer				5000/=
16	Ms. R.C. Karunasena	Metrology Investigation Officer				5000/=
17	Ms. A.I. Irangani					5000/=
18	Mr. W.C. Kuruppu	Technician	Programmable Logic Controller	Arthur C. Clarke Center	06-07.08.2015 13-14.08.2015 28.08.2015	14000/=
19	Mr. K.G. Karunadasa	MSD Inspector	Sri Lanka Computer Driving License- Part Time	NAITA	04.07.2015 156 hours on Saturdays	10000/=
20	Mr. S.D. Rubasinghe					10000/=
21	Mr. Anurasiri Wellala					10000/=

Performance Report 2015

	Name	Designation	Training	Institute	Time Period	Course Fee Rs.
22	Mr. A.D.D. Naminda	Assistant Director	Productivity Development	National Institute of Labor Studies	29-30.06.2015	6000/=
23	Mr. R.M.M.B. Ranasinghe	MSD Inspector	Sri Lanka Computer Driving License- Part Time	NAITA	29.06.2015 156 hours on Saturdays	10000/=
	Mr. H.P.D.L. Sanjeeva					10000/=
24	Mr. A.L. Hettige					10000/=
25	Mr. Praneeth Jayawardhana	Chief Management Assistant	How To Be A Good Manager?	Skills Development Fund Limited	17.07.2015	5000/=
26	Mr. A.I.K. Dissanayake	Office Assistant	Training on Office Assistant Service	Ministry of Food Security	16.07.2015	Free
27	Mr. T.H. Silva				16.07.2015	
28	Ms. D.A.S. Perera				17.07.2015	
29	Mr. Buddhika Gayan				17.07.2015	
30	Mr. Sajeewa Deshapriya				17.07.2015	
31	Mr. A.M.K. Ganapathi	Development Assistant	Training on Library Management	National Library & Documentation Services Board	28.09.2015-30.09.2015	5000/=
32	Ms. R.C. Karunasena	Metrology Investigation Officer				5000/=
33	Mr. S.D.I. Dias	Assistant Director	Productive Research Proposals	National Science Foundation of Sri Lanka	09.09.2015	1500/=
34	Ms. K.A.D.S.P. Kumarapeli	Metrology Investigation Officer	Diploma in English	Sri Lanka Foundation Institute	15.10.2015 (60 hours during 05 months)	15000/=
35	Ms. M.H.I. Madhushani	Management Assistant	Preparing of Accounting Reports in Government Institutes	Sri Lanka Institute of Development Administration	28.10.2015	Free
36	Mr. A.I.K. Dissanayake	Office Assistant	Time Management & Productivity	Skills Development Fund Limited	23.11.2015	5000/=
37	Mr. N. Hulangamuwa	MSD Inspector	Sri Lanka Computer Driving License – Part Time	NAITA	29.11.2015 onward 156 hours on Saturday	5000/=
38	Mr. B. Upul					5000/=
39	Ms. P.D.S.A. Pasquel	Laboratory Assistant	Annual Stock Keeping	Prag Institute	02.12.2015	6000/=
40	K.S.V. Gunapala	Human Resource Assistant	Training on Negotiation Skills	Sri Lanka Institute of Development Administration	21.12.2015-22.12.2015	Free

Distribution of Private Entrepreneurs Engaged in Commercial Activities Controlled over Legal Metrology

(table 13)

District	Number of Registered Persons in Each Category			
	Manufacturers	Importers	Repairers	Traders
Colombo	12	26	52	39
Gampaha	4	10	36	27
Kalutara	1	1	13	20
Galle	1	-	8	12
Matara	1	-	6	10
Hambantota	-	-	7	8
Kandy	-	2	22	20
Nuwara Eliya	-	-	2	7
Matale	-	-	5	11
Badulla	-	1	15	13
Kegalle	1	-	8	10
Ratnapura	-	1	6	18
Kurunegala	-	-	16	25
Anuradhapura	-	1	5	11
Monaragala	-	-	3	5
Vavuniya	-	-	1	4
Jaffna	-	-	3	-
Ampara	-	-	2	5
Batticaloa	-	-	2	9
Polonnaruwa	-	-	1	10
Puttalama	-	-	1	10
Trincomalee	-	-	-	6
Total	20	42	214	280

Registrations of Private Entrepreneurs Engaged in Commercial Activities Controlled over Legal Metrology – Year 2015

(table 14)

Registration Category	Number of Registered persons in 2015	Total Registration Fee Rs.
Manufacturers of weighing / measuring instruments	20	26,500.00
Repairers of weighing / measuring instruments	214	343,550.00
Importers of weighing / measuring instruments	42	12,600.00
Sellers of weighing / measuring instruments	280	84,000.00
Total	556	466,650.00

Verification Programme - Income in 2015

(Table 15)

Month	Income Rupees		Number of Units Verified in 2015
	Year 2014	Year 2015	
January	13,934,079	11,726,753	68,284
February	15,308,462	15,677,823	96,996
March	17,635,433	20,184,474	105,754
April	10,810,964	11,308,077	59,046
May	14,174,201	16,686,673	78,487
June	15,073,539	17,131,051	82,350
July	17,986,529	17,640,987	70,892
August	14,359,958	17,365,632	73,094
September	16,463,870	21,605,254	87,041
October	14,362,176	27,013,701	63,338
November	15,366,124	27,954,163	59,123
December	15,797,047	27,784,993	44,017
Total	181,272,381	232,079,581	888,422

Raids Programme – Progress in 2015

(table 16)

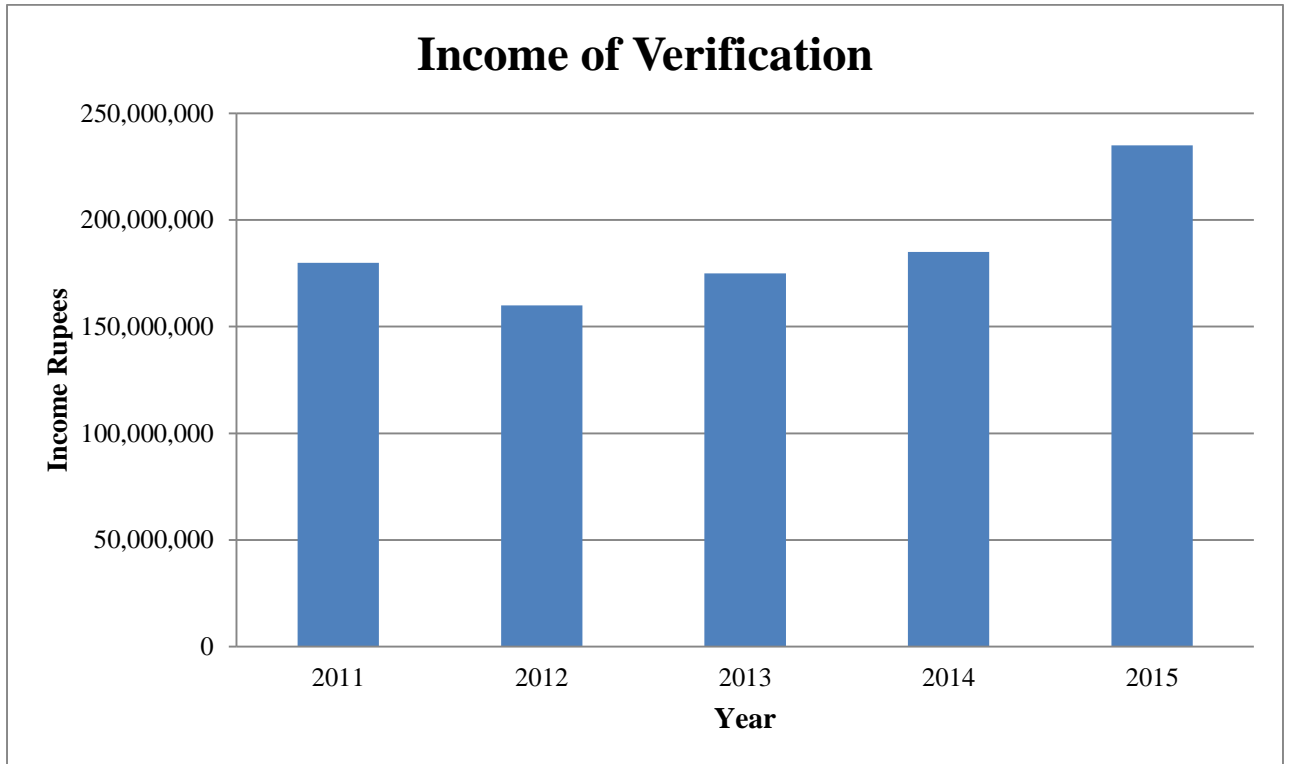
Month	Number of Raids		Fines in Rupees		Number of Cases Concluded	
	2014	2015	2014	2015	2014	2015
January	1,451	966	380,000	44,000	214	38
February	1,432	1,450	263,500	353,000	117	140
March	1,073	1,351	326,000	291,250	177	159
April	2,629	788	202,250	113,000	99	75
May	1,042	1,428	540,000	578,950	290	165
June	777	1,822	197,500	243,250	93	106
July	1,431	1,389	508,250	254,500	172	116
August	1,373	1,297	150,500	44,000	76	27
September	1,626	1,403	222,000	240,500	132	84
October	1,406	1,564	270,600	241,500	155	113
November	1,181	1,149	168,500	275,500	95	124
December	598	1,170	254,750	210,500	72	73
Total	15,883	15,777	3,483,850	2,889,950	1,692	1,220

Representation of Verification Income on District Basis (table17)

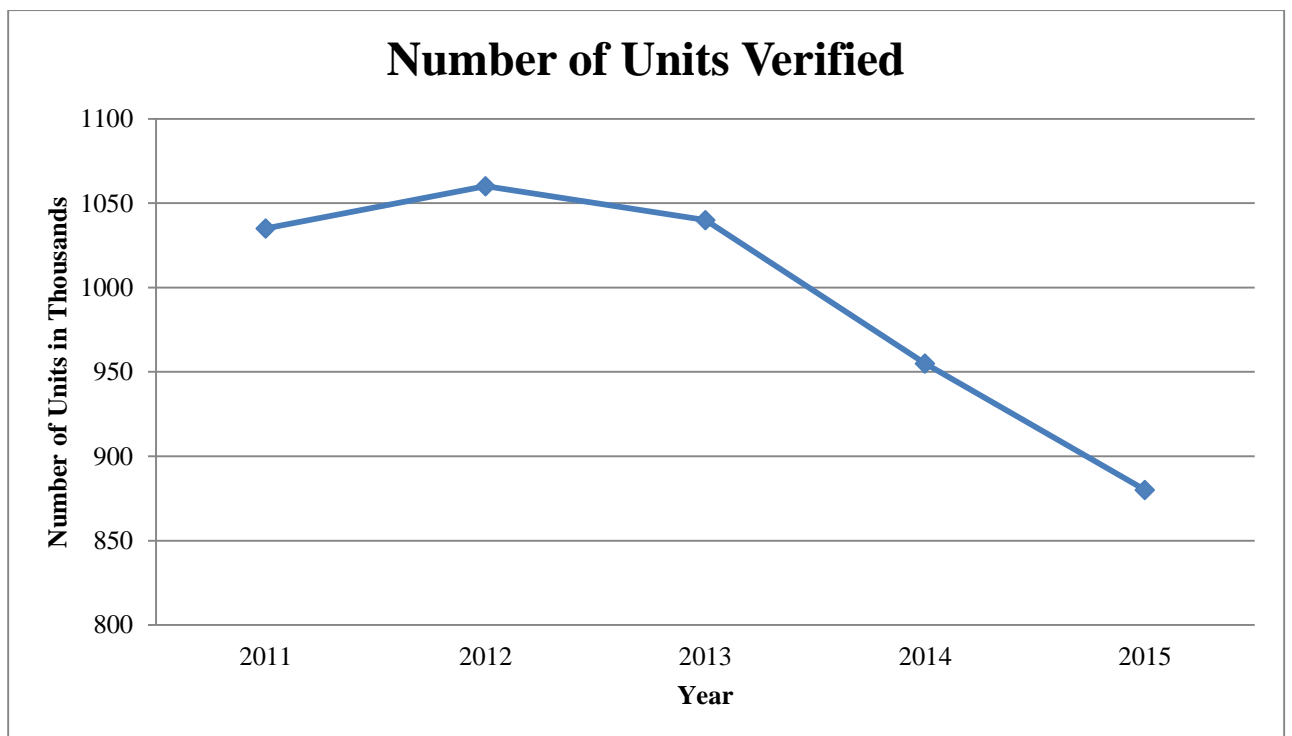
District	Verification Fees (Inclusive All Taxes) Received From Each District (Data From 2011 to 2015)				
	2011	2012	2013	2014	2015
Colombo	45,438,013	52,421,030	54,804,753	58,536,277	86,693,931
Gampaha	8,404,326	9,757,194	10,089,060	12,950,324	16,271,296
Kalutara	5,725,826	6,424,545	8,223,616	6,855,189	7,978,818
	59,568,165	68,602,768	73,117,429	78,341,791	110,944,045
Kandy	9,324,813	10,676,131	10,957,540	11,139,456	14,012,409
Matale	3,173,178	3,356,682	3,554,203	3,795,006	4,520,843
Nuwara Eliya	4,511,734	4,381,269	4,718,840	5,266,936	5,587,098
	17,009,725	18,414,082	19,230,583	20,201,397	24,120,350
Galle	4,742,881	5,184,944	5,446,360	5,295,133	7,699,509
Matara	4,135,401	3,984,706	5,104,776	5,615,023	6,693,814
Hambantota	3,185,274	3,269,325	3,637,559	4,017,363	5,129,383
	12,063,556	12,438,975	14,188,695	14,927,519	19,522,706
Jaffna	937,928	1,343,656	1,673,487	2,117,287	2,778,039
Vauniya	555,281	805,293	910,873	956,032	1,317,567
	1,493,210	2,148,949	2,077,865	3,073,319	4,095,606
Batticaloa	1,374,999	1,641,135	2,077,865	2,373,352	3,205,015
Ampara	2,890,613	3,685,419	4,261,071	4,694,333	5,006,882
Trincomalee	890,485	1,051,812	1,364,361	1,506,958	1,991,689
	5,156,097	6,378,367	7,703,297	8,574,642	10,203,586
Kununegala	7,804,440	8,908,809	9,793,590	11,990,847	13,817,069
Puttalama	3,296,464	3,753,050	4,070,122	4,511,899	5,743,748
	11,100,903	12,661,859	13,863,712	16,502,746	19,560,817
Anuradhapura	6,221,796	6,368,395	6,986,330	7,337,244	8,992,501
Polonnaruwa	3,250,176	3,381,004	3,904,425	3,816,287	4,717,437
	9,471,972	9,749,399	10,890,755	11,153,531	13,709,938
Badulla	4,264,787	4,965,166	5,397,394	6,509,075	8,148,777
Monaragala	2,825,329	3,347,371	3,735,449	3,784,969	4,638,176
	7,090,116	8,312,537	9,132,843	10,294,044	12,786,953
Ratnapura	9,858,403	10,549,366	14,936,592	11,800,266	8,539,852
Kegalle	3,909,574	4,206,030	4,674,750	5,363,518	7,355,280
	13,767,977	14,755,397	19,611,342	17,163,784	15,895,132
Mullativu	-	146,345	502,268	339,203	408,207
Mannar	-	244,381	267,220	328,231	370,549
Kilinochchi	-	272,196	403,751	372,175	461,692
		662,922	1,173,239	1,039,609	1,240,448
Total	136,721,721	154,125,255	171,496,294	181,272,381	232,079,581

Verification Programme – 2015**Representation of Number of Units on District Basis (table 18)**

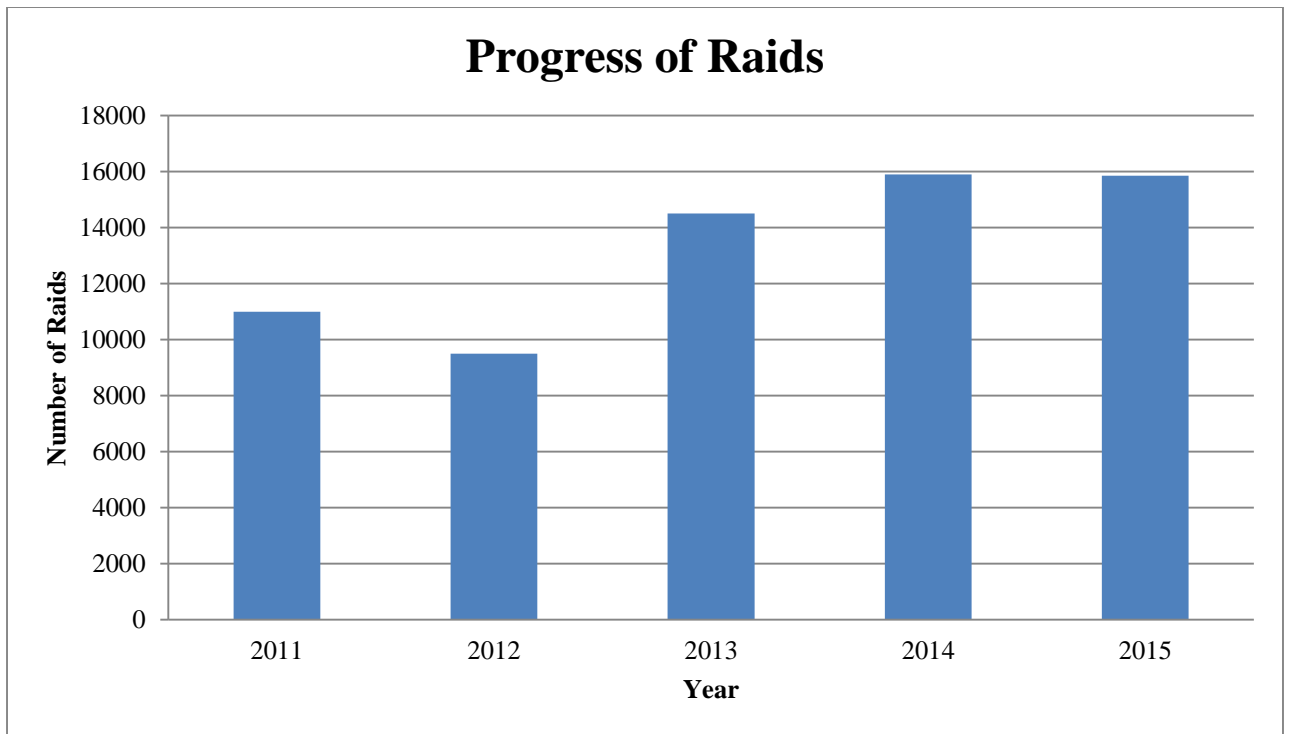
District	Number of Units Verified From 2011 to 2015				
	2011	2012	2013	2014	2015
Colombo	124,852	200,363	205,924	183,608	177,201
Gampaha	60,591	54,413	50,751	48,956	46,671
Kalutara	40,208	36,070	32,905	29,538	29,762
	225,651	290,846	289,580	262,102	253,634
Kandy	73,823	91,267	87,303	82,709	76,426
Matale	39,165	35,847	32,790	30,490	24,362
Nuwara Eliya	37,264	35,146	30,788	28,328	25,333
	150,252	162,260	150,881	141,527	126,121
Galle	43,708	48,351	46,537	40,472	37,758
Matara	50,793	40,908	37,060	37,916	33,401
Hambantota	35,846	34,027	30,171	29,049	27,902
	130,347	123,286	113,768	107,437	99,061
Jaffna	20,861	22,558	23,717	22,010	21,792
Vauniya	3,699	4,296	4,338	3,602	3,855
	24,560	26,854	28,055	25,612	25,647
Batticaloa	26,899	23,837	26,644	29,353	27,639
Ampara	33,784	31,995	35,843	38,728	32,722
Trincomalee	10,508	12,676	12,805	13,098	12,285
	71,191	68,508	75,292	81,179	72,646
Kununegala	105,688	92,581	88,053	84,251	68,842
Puttalama	37,024	34,471	31,291	27,897	26,420
	142,712	127,052	119,344	112,148	95,262
Anuradhapura	53,701	48,676	42,546	37,158	35,569
Polonnaruwa	26,363	23,051	21,085	20,674	18,467
	80,064	71,727	63,631	57,832	54,036
Badulla	46,407	41,685	37,906	37,990	31,823
Monaragala	38,476	30,516	33,247	31,947	31,434
	84,883	72,201	71,153	69,937	63,257
Ratnapura	68,770	61,076	56,062	49,954	53,708
Kegalle	56,308	49,079	42,942	39,790	38,255
	125,078	110,155	99,004	89,744	91,963
Mullativu	-	1,614	3,028	2,527	2,401
Mannar	-	1,872	2,268	1,890	1,372
Kilinochchi	-	4,863	5,100	3,373	3,022
		8,349	10,396	7,790	6,795
Total	1,034,738	1,061,238	1,040,211	955,308	888,422



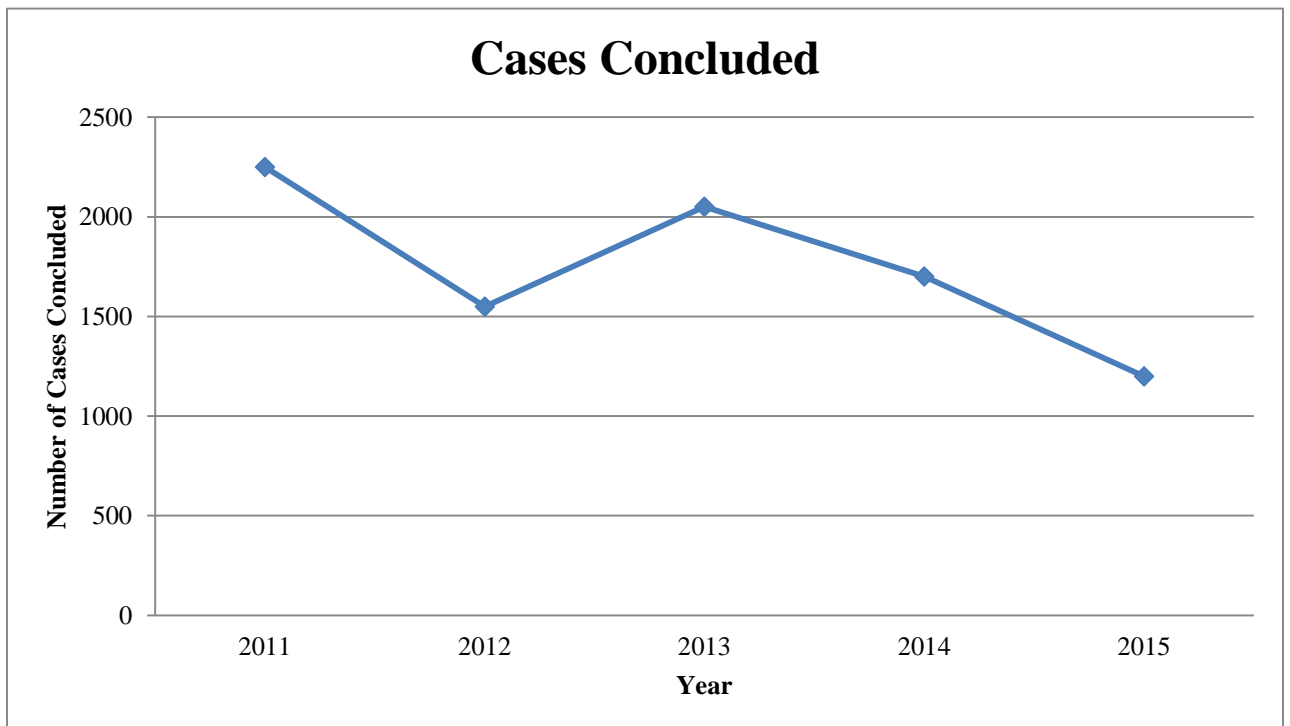
Graph 1



Graph 2



Graph 3



Graph 4

Awareness Programme – Progress in 2015 (table 19)

District	Jan	Feb	March	April	May	June	July	Aug.	Sept.	Oct.	Nov.	Dec.	Total
HQ Colombo	2	5	2	5	3	3	3	2	5	4	5	2	41
Colombo	2	1	3	4	7	4	3	3	0	3	2	3	35
Gampaha	4	4	3	6	5	2	3	3	5	4	4	3	46
Kalutara	5	5	2	1	4	2	3	4	3	3	2	2	36
Puttalama	3	2	4	2	3	3	2	2	3	3	2	3	32
Kurunegala	0	5	5	4	5	5	6	7	9	5	3	4	58
Kegalle	0	3	3	1	3	2	2	2	0	4	2	1	23
Ratnapura	3	2	5	0	1	6	3	3	4	1	3	3	34
Galle	1	3	2	2	2	2	2	3	3	3	3	3	29
Matara	1	1	2	2	2	3	3	3	3	3	3	2	28
Hambantota	5	2	2	4	0	4	5	4	5	3	3	2	39
Monaragala	2	3	3	3	2	3	4	2	2	3	3	2	32
Badulla	2	3	4	2	3	3	3	2	2	3	2	3	32
Nuwara Eliya	2	3	2	2	2	3	2	2	3	2	2	2	27
Kandy	4	3	3	4	3	3	3	3	3	4	4	3	40
Matale	3	3	3	2	2	2	2	2	2	3	3	3	30
Anuradhapura	0	4	4	4	2	6	1	0	2	2	2	2	29
Polonnaruwa	1	3	2	2	2	2	2	2	1	2	2	2	23
Trincomalee	1	2	3	2	2	2	1	0	0	2	3	1	19
Batticaloa	2	2	3	2	2	2	2	2	3	3	2	2	27
Ampara	2	3	2	2	3	0	2	1	3	2	2	3	25
Vaunia	1	2	0	0	0	0	0	0	1	0	0	0	4
Jaffna	1	2	2	2	2	3	1	2	3	1	1	2	22
Mullativu	0	2	1	0	0	0	0	0	0	0	1	0	4
Mannar	0	1	1	1	1	1	1	0	1	1	1	2	11
Kilinochchi	0	1	1	1	2	1	4	1	1	0	0	0	16
Total	47	70	67	60	63	67	63	55	67	66	61	56	742

*The number of awareness programmes conducted in each month is tabulated above.

Quarterly Progress of Awareness Programmes – 2015

Target number of programmes and actual number held (table 20)

District	Jan. –March		April - June		July - September		October – Dec.	
	Target	Achieved	Target	Achieved	Target	Achieved	Target	Achieved
HQ Colombo	10	9	11	11	10	10	11	11
Colombo	7	6	7	15	8	6	7	7
Gampaha	10	11	11	13	10	11	11	11
Kalutara	7	12	7	7	8	10	7	7
Puttalama	7	9	8	8	7	7	8	8
Kurunegala	10	10	10	14	11	22	11	11
Kegalle	7	6	8	6	7	4	8	8
Ratnapura	7	10	7	7	8	10	7	7
Galle	7	6	8	6	7	8	8	8
Matara	7	4	7	7	8	9	7	7
Hambantota	7	9	8	8	7	14	8	8
Monaragala	7	8	7	8	8	8	7	7
Badulla	7	9	8	8	7	7	8	8
Nuwara Eliya	7	7	7	7	8	7	7	7
Kandy	9	10	10	10	9	9	10	10
Matale	7	9	7	6	8	6	7	7
Anuradhapura	7	8	8	12	7	3	8	8
Polonnaruwa	6	6	6	6	6	5	6	6
Trincomalee	6	6	6	6	6	1	6	6
Batticaloa	6	7	6	6	6	7	6	6
Ampara	6	7	6	5	6	6	6	6
Vaunia	4	3	4	0	4	1	4	4
Jaffna	6	5	6	7	7	6	6	6
Mullativu	4	3	4	0	4	0	4	4
Mannar	4	2	4	3	4	2	4	4
Kilinochchi	4	2	4	4	4	6	4	4
Total	176	184	185	190	185	185	186	186

Pattern Approval of Weighing Instruments – Year 2015

Appendix 1

Index	Weighing Machine	Parameter Values of the Instrument					Manufacturer	Local Agent	Date of Approval
		Class	Max	Min	$e=d$	T			
1	Bar Code Label Printing Scale ACCLASS LS6/MR15P	(III)	6/15kg	40g	2g/5g	-5.998kg	Xiamen pinnacle Electrical Co Ltd. China.	Lak Ray (P v t) Ltd, No.336/5,2 nd Lane, Gajaba Mw, Makola North, Makola.	12-Jan-15
2	Rinstrum R320 Weighing indicator	(III)	N/A	N/A	N/A	N/A	Rinstrum (p v t) Lt d , No359/1, Welihena Estate, South Welihena, Thimbrigaskatuwa.	Rinstrum (p v t) Lt d, No359/1, Welihena Estate, South Welihena, Thimbrigaskatuwa.	23-Jan-15
3	Crystal Cs 10T Spring Balance	(III)	10kg	500g	50g	N/A	Zhejiang Lingwei Weighing Apparatus Co .Ltd, Jiangzu , China	Champika Scales, No 87, Central Road, Colombo 12	26-Jan-15
4	Accura T7E Platform Scale	(III)	300kg	1g	50g	-300kg	Shanghi Yaohua Weighing System Co. Ltd, No4059, Shangnan Rd, China	Way Lanka Weighing Machines (p v t)L td, 78/1,MainStreet, Battaramulla.	18-Feb-15
5	ROYAL ACS-C-KP Price Computing Scale	(III)	15kg	100g	5g	-7.5kg	Kaifeng Group Co. Ltd Huku Industrial Zone, China,	Pathirana Scale Marketing (Pvt)Ltd, 156, Gallouwa Junction, Minuwangoda	23-Mar-15

Class: Class of the Instrument, **Max:** Maximum Capacity, **Min:** Minimum Capacity, **e:** Verification Scale Interval, **d:** Actual Scale Interval, **T:** Tare Weight

Index	Weighing Machine	Parameter Values of the Instrument					Manufacturer	Local Agent	Date of Approval
		Class	Max	Min	e=d	T			
6	Crystal Cs 100H Spring Balance	(III)	100kg	5g	500g	N/A	Zhejiang Lingwei Weighing Apparatus Co. Ltd, Jiangzu , China	Champika Scales, No 87,Central Road, Colombo 12	23-Mar-15
7	Orange ACS-C-888Price Computing Scale	(III)	30kg	10g	5g	-15kg	Zhejiang Haoyu industry & Trade Co. Ltd, Guihua Road, Baihuashan Industry Zone , Wuyi, Jinhua City, Zhejiang, China.	Alpha Tec, No.D55/78, Jayantha Weerasekara Mw, Colombo 10	13-May-15
8	ROYAL ACS-C-KP1Price Computing Scale	(III)	15kg	100g	5g	-7.5kg	Kaifeng Group Co. Ltd, Huku Industrial Zone, China.	Pathirana Scale Marketing (P v t)Ltd , 156, Gallouwa Junction , Minuwangoda	21-May-15
9	MEZZETTA GOLD Balance	(II)	600kg	200g	10g	-600g	Fuzhou haichuan electronic technology co. Ltd,Add:70, Bb/Building A Zone, Pushang Park, Jinshan Industrial District,,Fuzhou,,Fujian, China	Mezzetta International (P v t)Ltd, Head Office,#12-1/1,De Silva Lane, Off Wattarappala Road, Mount Lavinia	04-Jun-15

Class: Class of the Instrument, **Max:** Maximum Capacity, **Min:** Minimum Capacity, **e:** Verification Scale Interval, **d:** Actual Scale Interval, **T:** Tare Weight

Index	Weighing Machine	Parameter Values of the Instrument					Manufacturer	Local Agent	Date of Approval
		Class	Max	Min	e=d	T			
10	CRYSTAL ACS-C-AAA	(III)	6kg/ 15kg	40kg	2g/5g	-7.5kg	Yongkang Jieli Weighing Apperatus Co. Ltd, 16 Yililai Road, Fangyan Industrial Base, Yongkang, Zhejiang, China	Champika Scales, No 87, Central Road, Colombo 12	05-Jun-15
11	FBS 908 Bar Code Weighing Scale	(III)	15kg/ 30kg	100g	5g/10g	-12kg	Shanghai Yaohua Weighing Apperastus, Building 62, No.99,Chun Guang RoadXin, Zhuang Industrial Zone, Minhang, Shanghaai , China	Fashion Holding(P v t) Ltd ,22/3, Kandewatta Road, Battaramulla.	23-Jun-15
12	Alpha ACS -C-000	(III)	30kg	100g	5g	-15kg	Yongkang Jieli Weighing Apperastus Co .Ltd, 16 yililai Road, Fangyan Industrial Base, Yongkang, Zhejiang, China.	Alpha Tec , No.D55/78, Jayantha Weerasekara Mw, Colombo 10	24-Jun-15

Class: Class of the Instrument, **Max:** Maximum Capacity, **Min:** Minimum Capacity, **e:** Verification Scale Interval, **d:** Actual Scale Interval, **T:** Tare Weight

Index	Weighing Machine	Parameter Values of the Instrument					Manufacturer	Local Agent	Date of Approval
		Class	Max	Min	e=d	T			
13	ROYAL ACS-C-KP3Price Computing Scale	(III)	15kg	100g	5g	-7.5kg	Kaifeng Group Co. Ltd, Huku Industrial Zone, China.	Pathirana Scale Marketing (P v t)Ltd, 156, Gallouwa Junction, Minuwangoda	16-Jul-15
14	Winch HT 311 Price Computing Scale	(III)	30kg	100g	5g	-15kg	Haoyu Zhejiang Haoya Industry &Trade Co. Ltd, Guihua Road, Baihuashan Industry Zone, Wuyi, Jinhua City, Zhejiang, China.	Center International Solutions, No.316/ A, Atakorasa , Ragama	28-Aug-15
15	SM-2015 Label Printing Scale	(III)	15kg/ 30kg	100g	5g/10g	-12kg	Xiamen Kuanyi Electronic Technology Co. Ltd, Unit 615A, 6/F, Zhong Tie Furtune Plaza , No.398 Jiahe Road, China	Speed Marketing Services, No.88/14, Colombo Road, Piliyandala	12-Sep-15

Class: Class of the Instrument, **Max:** Maximum Capacity, **Min:** Minimum Capacity, **e:** Verification Scale Interval, **d:** Actual Scale Interval, **T:** Tare Weight

Performance Report 2015

Index	Weighing Machine	Parameter Values of the Instrument					Manufacturer	Local Agent	Date of Approval
		Class	Max	Min	e=d	T			
16	FPI-2015 Platform Label Printing Scale	(III)	150kg/ 300kg	1kg	50g/ 100g	-120kg	Shanghai Yaohua Weighing Apparatus, Building 62, No.99, Chun Guang Road Xin , Zhuang Industrial Zone, Minhang, Shanghai, China.	Fashion Holding (Pvt) Ltd, 22/3, Kandewatta Road, Battaramulla	17-Sep-15
17	YAOHUA A12E Platform Scale	(III)	1000kg	10kg	200g	N/A	Shanghai Yaohua Weighing System Co. Ltd, No 4059, Shangnan Road, Pudong District Shanghai, P, R, China.	Weightronics Levli (P v t)Ltd, No.14, Balahenamulla Lane, Colombo 06.	18-Sep-15
18	Avery Berkel FX 50 Price Computing Scale	(III)	3kg/ 6kg/ 15kg	20g	1g/2g /5g	-3kg	Avery Berkel ,Foundry lane, Smethwick, west Midlands B679DF,UK	Ceylon Weighing Machines Limited,257, Grand Pass, Colombo 14	19-Sep-15
19	Panda 30C Price Computing Scale	(III)	15kg/ 30kg	100g	5g/10g	-15kg	Yongkang yongzhou Weighing Apparatus Co. Ltd ,17, Yongzhou South Rd, Shlhou Production Base, Zhiying Town,Yongkang City Zhejiang	Sky Weigh Technologies, No 414/25, Elepehela Road, Pelenwatta, Piliyandala	21-Sep-15

Class: Class of the Instrument, **Max:** Maximum Capacity, **Min:** Minimum Capacity, **e:** Verification Scale Interval, **d:** Actual Scale Interval, **T:** Tare Weight

Index	Weighing Machine	Parameter Values of the Instrument					Manufacturer	Local Agent	Date of Approval
		Class	Max	Min	$e=d$	T			
20	APEX ACS-A Price Computing Scale	(III)	15kg	100g	5g	-7.5kg	Kaifeng Group Co. Ltd, Huku Industrial Zone, China.	Apex Weighing System(P v t)Ltd, No.154/2, Kandy Road, Kadawatha	24-Nov-15
21	ROYAL ACS-C-KP3Price Computing Scale	(III)	15kg	100g	5g	-7.5kg	Kaifeng Group Co. Ltd, Huku Industrial Zone, China.	Pathirana Scale Marketing(P v t)Ltd, 156, Gallouwa Junction, Minuwangoda	01-Dce-15
22	Hybrid 30Kg Price Computing Scale	(III)	30kg	100g	5g	-15kg	Xiamen Merc Electronic Technology Co. Ltd, No.15, Tongan Industrial Park, Meixi Road , Tongen District, Xiamen ,Fuijian Province, China	Way Lanka Weighing Machines (P v t)Ltd, No.78/1, Main Street, Battaramulla	03-Dce-15
23	LP 7510 Platform Scale	(III)	1000kg	4kg	200g	-750kg	Locosc Ningbo Precision Technology Co. Ltd, No.137, Zhenyong Road, Yongjiang Industrial Zone,Ningbo, 315021,China	Weigh-Right (P v t)Ltd, No.78/1, Main Street, Battaramulla	14-Dce-15

Class: Class of the Instrument, **Max:** Maximum Capacity, **Min:** Minimum Capacity, **e:** Verification Scale Interval, **d:** Actual Scale Interval, **T:** Tare Weight

Index	Weighing Machine	Parameter Values of the Instrument					Manufacturer	Local Agent	Date of Approval
		Class	Max	Min	e=d	T			
24	LP 7510 Platform Scale	(III)	600kg	2g	100g	-450kg	Locosc Ningbo Precision Technology Co .Ltd, No.137, Zhenyong Road, Yongjiang Industrial Zone, Ningbo,315021, China	Weigh –Right (P v t)Ltd, No.78/1, Main Street, Battaramulla	14-Dce-15
25	GSP-30 Bar Code Printing Price Computing Scale,	(III)	15kg/ 30kg	100g	5g/1 0g	-12kg	Shanghai Yousheng Weighing Apperastus Co Ltd Building 62, Zhuang Industrial Zone, Minhang, China	Select Weighing System, No124/1, Suhada Mw, Hokandara North, Hokandara	15-Dce-15

Class: Class of the Instrument, **Max:** Maximum Capacity, **Min:** Minimum Capacity, **e:** Verification Scale Interval, **d:** Actual Scale Interval, **T:** Tare Weight

Pattern Approval of Fuel Dispensers – Year 2015
Appendix 2

	Local Agent	Manufacturer	Fuel Dispenser Model	Application Received on	Test Date	Approved Date
01	NSP Equipment (Pvt) Ltd, No.229/1,Kirula Road , Colombo 05	Midco Limited ,Metro Estate ,Vidyanagiri , Marg, Kalina, India	MIDCO-SFJIII 2AHPI (Single Nozzle, Single Pump, Two Displays With Printer Heavy Duty) Max. 70 l/min, Min. 7 l/min	2015.01.08	2015.05.26	2015.08.25
02	NSP Equipment (Pvt) Ltd, No.229/1,Kirula Road, Colombo 05	Midco Limited, Metro Estate, Vidyanagiri, Marg, Kalina, India	MIDCO-SFJIII 2 AHPI (Single Nozzle, Single Pump, Two Displays With Printer Heavy Duty) Max. 35 l/min, Min.35 l/min	2015.01.28	2015.06.26	2015.08.25
03	Auto Engineering Equipment (Pvt) Ltd	Censtar Science & Technology Co. Ltd, China	CENSTAR –J42(CS42J4240G) (Two product, Four Nozzles, Four Displays) Max. 50 l/min, Min. 5 l/min	2014.07.11	2014.11.17	2015.01.27
04	Supreme Trading Company (Pvt) Ltd, No221/3, Dharmapala Mawatha, Colombo-07	Dresser Wayne South American Headquarters, Riode Janeiro, Brazil	WAYNE—Helix H(N/LU) 22-22SU (Two Products, Four Nozzles Four displays with printer) Max 40l/min, Min 4 l/min	2014.10.16	2015.01.21	2015.02.23

ANNUAL ACCOUNTS
2015

Recurrent Expenditure

Description	2014 Actual Expenditure Rs.	2015 Approved Estimate Rs.	Supplementary Allocation	2015 F.R. Transfer	2015 Revised Estimate Rs.	2015 Actual Expenditure up to December Rs.
Personal Emoluments	70,275,706	73,000,000	21,740,000	(3,000,000) 3,000,000	94,740,000	93,814,100
Others	1,052,006	1,000,000	200,000	-	1,200,000	1,184,992
Total Recurrent Expenditure	71,327,712	74,000,000	21,940,000	-	95,940,000	94,999,092

Capital Expenditure

Object Code	Capital Expenditure	2014 Actual Expenditure Rs.	2015 Approved Estimate Rs.	Supplementary Allocation Rs.	2015 Revised Estimate Rs.	2015 Actual Expenditure to December Rs.
2102	Furniture and Office Equipment	484,951	500,000	-	500,000	493,885
2103	Machinery	20,997,169	20,000,000	-	20,000,000	19,866,011
2104	Construction of building	200,000,000	200,000,000	-	200,000,000	200,000,000
	TOTAL	221,482,120	200,500,000	-	220,500,000	220,359,896

Summary of Expenditure

Description	2014 Actual Expenditure Rs.	2015 Approved Estimate Rs.	2015 Revised Estimate Rs.	2015 Actual Expenditure to December Rs.
Recurrent Expenditure	71,327,712	74,000,000	95,940,000	94,999,092
Capital Expenditure	221,482,120	200,500,000	220,500,000	220,359,896
Total	292,809,832	274,500,000	316,440,000	315,358,988

Financial Sources

Description	2014 Actual Expenditure Rs.	2015 Approved Estimate Rs.	2015 Revised Estimate Rs.	2015 Actual Expenditure to December Rs.
Consolidated fund	292,809,832	274,500,000	316,440,000	315,358,988
Apprieved law	-			
Special law	-			
Foreign Aid	-			
Loans Grants Refundable Foreign Aid	-			
Loans Grants Counterpart Fund	-			
Total Expenditure	292,809,832	274,500,000	316,440,000	315,358,988

**Muasurement Units, Standards and Services Department
Income for the Year as at 31.12.2015**

Source	Revenue Rs.
Stamping Charges	139,875,612.81
Calibration Fees	1,677,280.18
Pattern Approvals	198,933.33
Stamp Fees	311,100.00
Interest on Fixed Deposit	1,137,707.69
Interest of Treasury Bills	151,688.67
Interest on Treasury Bonds	433,186.78
Examination Fees	14,750.00
Training Fees	616,000.00
Others	28,704.22
Total	144,444,963.68

**Muasurement Units, Standards and Services Department
Statement of Expenditure for the Year as at 31.12.2015**

Description of Expenditure		Value Rs.
1002	Payment of Overtime	713,725.37
1101	Travelling Expenses - Local	4,244,253.12
1102	Travelling Expenses - Foreign	2,582,444.44
1201	Purchased of Stationary	1,509,551.40
1202	Fuel and Lubricant	2,422,208.50
1203	Uniforms	40,000.00
1206	Mechanical and Electrical Equipment	-
1207	Other Supplies	89,462.30
1301	Repair of Vehicles, Plants, and Machinery	2,571,389.40
1303	Land and Building	59,225.00
1304	Others	10,869.20
1401	Transport Expenses	7,170.00
1402	Communication and Telephone	1,821,908.67
1403	Postage Charges	85,645.00
1404	Payments of Electricity Bill	3,785,618.84
1406	Municipal Tax	275,106.38
1407	Other Expenses	1,556,666.81
1408	Haring Charges	1,928,874.21
1409	Conducting Seminars and Exhibition	366,862.40
1507	Payment of Membership Fees	7,776,205.58
1903	Holiday Warrants	177,010.00
1905	Other Recurrent Expenses	2,074,570.75
1907	Training Fees - Local	-
2001	Repair of Building	-
2002	Repair of Machinery	-
2003	Repair of Vehicle	1,298,085.00
2102	Furniture and Office Equipment	5,081,815.47
2103	Machinery	8,199,240.84
2104	Construction of Building	235,982,402.12
2105	Land and Buildings	-
2401	Human Resources Development and Training	1,129,721.92
Total Expenditure		285,790,032.72