



Performance Report

2017

Food Commissioner's Department

No. 330

Union Place

Colombo 02.

Telephone : 011 - 2421211

Fax: 011 - 2434291

Preface

The key role of this Department is to maintain buffer stocks of rice as per its mission. General Treasury has taken measures in 2017 to make necessary provisions based on the cabinet approval for revamping of 05 department stores with scientific ventilation system in order to accomplish the said task more effectively. Accordingly, stores No. 07, 08 and No. 01, 10, 13 were renovated during the year under review while the provisions were allocated to renovate two mechanically ventilated stores and a natural ventilated store, to provide mechanical ventilation for one store and to complete civil works of two stores scheduled to be operated in 2018. Thus, renovation of 05 stores of 22500 M.T. in capacity was an outstanding progressive task comes under the performance of the department.

The government imported 10000 MT of rice in 2016 for the benefit of the public who faced natural disasters; floods and landslides and this department provided store facilities to stock it. Further this department provided store facilities of 05 renovated stores and one common store with the capacity of 26500 MT in Veyangoda district grain store and a three common stores of 12500 MT in Orugodawatta Central grain store abide by the government decision to store rice imported to control skyrocketing price of rice due to the shortage of rice in the local market in consequence of poor harvest in Maha Season in 2016/2017 and it has stocked 8378 MT of rice in two stores of Vayangoda granary and continued the process of storing rice. It contributed national mission while achieving the objective of maintaining buffer stocks of rice.

Under these circumstances, the department dedicated to take over 05 stores of Orugodawatta Central Grain Store from the private business establishments they had been rented out and utilized for storing food. Hence, the department could re-



establish its authority with the store premises and it was a land of the department in 2017.

The department could credit annual revenue of Rs 5,734,943.27 to the public revenue by renting out the department stores and Dhanyagama houses to the public officers who are serving in that area at a minimum rental. The department was able to achieve such a progress as a result of giving priority to recover rental in arrears. Some residents of Dhanyagama Housing Complex who have been rented out houses had transferred their houses to other people and the department gave priority to legally remove them and recover rental in arrears and could solve number of such problems contribute its progress.

I make this an opportunity to extend my heartfelt gratitude to Hon. Rishard Badurdeen, Minister of the Line Ministry Mr. Chinthaka S.Lokuhetti Secretary to the Ministry who advised and granted necessary approvals to achieve all these targets and the staff of the Ministry and the staff of the department including the Accountants who committed with tireless efforts. I wish new avenues may be opened in the coming year to further precede the mission of the department.



J.Krishnamoorthy
Food Commissioner
Food Commissioner's Department
30th March 2018



Contents

1. Vision and Mission of the Food Department	75
2. Major Activities of Food Department	76
3. Organizational Structure	77
4. Administrative Structure and Staff	78-80
5. Auditing and Disciplinary Activities	81
6. Judiciary Activities	82-83
7. Department Stores and Houses	84-94
8. Review of Accounting Activities	95-96
9. Assets and Property	97
10. Income and Recoveries	98
11. Financial Reports	99-101
12. Process and Progress	102



(01) Vision & Mission of the Food Commissioner's Department

Vision

“Safe, sustainable, nutritious staple grain foods for every household.”

Mission

“Guarantee the availability, accessibility and affordability of staple grain Foods for the citizens of SriLanka by managing and aligning the markets by using departmental assets and with the dedicated and committed staff members of the Food Department and stakeholder Institutions.”



(02). Major Activities of Food Department

01. Maintenance of a special rice buffer stock of rice 8000 MT as per the Colombo declaration and 16th conference of South Asian Association for Regional Co-operation (SAARC)

It was decided at the 16th conference of said organization that Sri Lanka should maintain 8000 MT of rice buffer stock to be used at the emergency and disastrous situations of Regional Countries of South Asia.

02. Maintenance of 100,000 MT of rice buffer stock at the island wide Food Department warehouses as per the Cabinet Decision dated 27/08/2008

Food Department has been re structured with the view of maintaining 100,000 MT of rice buffer stock to be used when crisis occur as per the Cabinet Decision dated 27/08/2008.

03. Ensure the availability of rice at Market

Equip the consumer with the opportunity of purchasing rice by releasing rice stocks when necessary to the market with the objective of controlling the fluctuation of the price of rice due to the rice scarcity at the market.

04. Effective Co-ordination with the stake holders for the better management of department resources

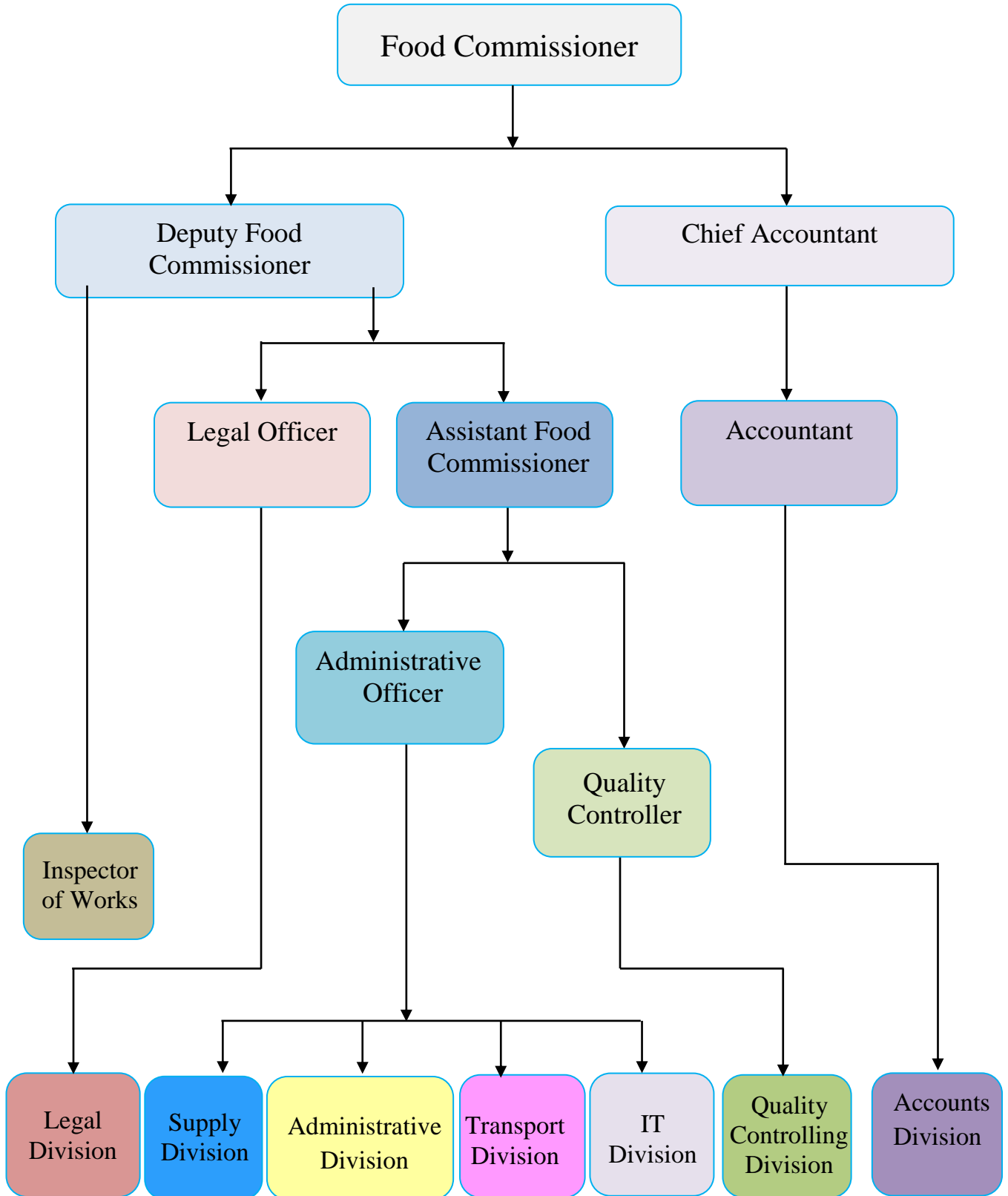
Contribute state revenue by renting out excessive number of warehouses and houses in order to utilize them effectively on the basis of the estimates of chief valuer.

05. Create a pest free grain food store environment

Supply of high quality cereal to consumers by maintaining pest free stores that could store grain with high quality.



(03).Organizational Structure



(04) Administrative Structure and Staff

The administrative and maintenance programmes carried out by The Food Commissioner were in progress.

All the accounts activities of the department were carried by the Accountant himself for the year 2017.

The Trincomalee Housing scheme that consists of 366 houses was managed by Officer In charge of Trincomalee. The store complex at Veyangoda was managed by Officer In charge of Veyangoda stores.

The activities of Legal division of the Ministry were carried out by legal consultant of the Ministry of Rural Economic Affairs (on acting basis) on the approval of Secretary to the Ministry of Industry and Commerce.

By 31st of December 2017 there were 103 employees out of the approved cadre of 227 as 24 Management Assistants of I, II and III grades out of the approved number of 82, 50 Department Employees of miscellaneous positions out of the approved number of 83 were employed in the Food Department.

5% of the total number of cadre served as at 01.01.2017 was retired. Further, it is noteworthy to mention that a new Assistant Food Commissioner was appointed in 2017 to fill the vacancy of the transferred Assistant Food Commissioner.



• Staff of the Food Department in 2017

	Designation	Approved Cadre	Employed Cadre by 31.12.2017
01	Food Commissioner	01	01
02	Deputy Food Commissioner/ Assistant Food Commissioner	02	01
03	Accountant	02	01*
04	Administrative Officer	01	***
05	Translator	01	-
06	Quality Controller	01	01
07	Grain Surveyor	01	-
08	Inspector of Works	02	01
09	Information and Communication Assistant	01	01
10	Public Management Assistant	82	24
11	Development Officer	22	11
12	Wharf Clerk	08	08
13	Driver	10	05
14	Office Employee Service	22	09
15	Fumigator	26	11
16	Cleaner	02	09
17	Wharf Labourer	01	01
18	Watcher	18	18
19	Stores Laborer	24	01**
Total		227	103

*An officer is serving on acting basis in the vacant post of the Accountant.

**One labourer has been recruited on substitution basis for the post of stores labourer.

*** An officer of Management Assistant Service II is serving in the vacant post of Administrative Officer.



1. Retirements

	Designation	Number
01	Public Management Assistant	02
02	Driver	01
03	Office Employee	01
04	Fumigation labourer	01
05	Watcher	02

2. Transfers (Outward)

	Designation	Number
01	Assistant Food Commissioner	01
02	Development Officer	02
03	Public Management Assistant	04
04	Office Employee	01

3. Transfers (Inward)

	Designation	Number
01	Food Commissioner	01
02	Driver	01

4. Release from the Department Service

	Designation	Number
01	Driver (Casual)	01



(05) Auditing and Disciplinary activities

- **Auditing**

Auditor General's Department has established an Auditing Division at the Food Department premises. The regular auditing and auditing of final accounts are carried out by its staff.

The auditing activities of the department are conducted by the Internal Audit Division of the Ministry of Industry and Commerce and the department took measures to send answers for the audit queries sent by the Auditor General and the auditing office at the Food Department with copies to the Ministry and the parties concerned directly.

Accordingly, the Department received 31 Audit Queries by 31st December 2017 and managed to reply 29 and replied for the remaining two in 2018. Further, Audit and Management meetings are chaired by the Secretary to the Ministry and the officers of the department participated the all 4 committees conducted in 2017.

- **Administrative Affairs**

- Recruitment of Officers
- Promotions
- Training

One formal disciplinary investigation was conducted against officers in 2017.



(06). Judiciary Activities

Judiciary activities of the Food Department by the end of 2017 can be stated as follows.

No.	Nature	Number of judiciary activities being in process
01	Recovery of surcharge	01
02	Recovery of loan balances (Advance 'B')	01
03	Recovery of store rental in arrears	08
04	Withdrawal of the possession of Dhanyagama Houses	32
05	Cases conducted by the Department of Criminal Investigations	05

- Filed cases to take over the possession of Dhanyagama Housing Complex and has taken over the possession of 05 houses in 2017 while the numbers of houses that house owners have come into agreements again or handed over to the department is 11. 32 cases are in trail process at Trincomalee Magistrate Court.
- The bound cheques value Rs. 1,850,065.00 stood as a due payment to the Akmeemana Multi service Co-operative Society was fully settled in 2017.
- The case No. D.M.R/1046 filed at Kandy District court to recover the surcharge amount of Rs. 847, 349.43 from Mr.A.W.Gunasekara will be on trial again on 02.05.20178 .
- Director General of Agriculture has been informed to take measures to recover the amount of Rs. 6,384,486.19 to be paid by Mr.W.H.Sumathipala and sent to this Department.



- The Accountant has advised to write off the due surcharge from Wilbert Bopage, Mr. H.L.M. Mendis, N.E. Panditharathna and O. Jagathweera and it has been informed to the Administrative Officer (Actg.)
- Recovery of loan balance from Mr.H.A.S.Wimalasiri – He has agreed with Food Commissioner to pay the due loan balance of Rs. 323,321 in installments of Rs. 3000/- and it is paid regularly.
- Relevant documents have been sent to the Department of Attorney General to recover the due loan balance of Rs. 109,496. 00 from Mr.Shantha Malwana.
- Have referred the Department of Attorney General to take legal action in respect of recovering due amounts of Rs. 862,354. 27 from Mr. G.A. Ranjith Kumara for the cafeteria, Rs. 541,017.60 from Vijitha Group for the stores. No. 01, 02 and 03 of Paragamma, Kegalle and Rs. 2,298.029.98 Nikaweratiya Green valley Pvt. Ltd. For G1 store in Malkaduwawa and letters of demand have been set to the relevant parties by the Department of Attorney General.



(07) Department Stores and Houses

• Department Stores

121 of Food Department stores are scattered throughout 21 districts of the island. They are used for the following purposes with the view of managing state property in the proper way.

Details of stores as at 31/12/2017

	Stores	Quantity
1.	Rented out for public and private sector establishments on monthly rental	40
2.	Rented out for public institutions free of rental	40
3.	Stores used by the Food Department	20
4.	Stores under the authority of District Secretary / Divisional Secretary	18
5.	Abandoned stores	3
Total		121

The report on the stores which are under the department and rented out or given on free of rental by 31.12.2017.



1. Stores handed over to public and private institutes on monthly rental

Serial No	Stores	Sq Ft	Capacity MT	Institute that Stores is being used	District
01	Orugodawatta - 01	24624	6000	Business Arc	Colombo
02	Orugodawatta - 05	19008	4500	Helys Agricultural	Colombo
03	Orugodawatta - 12	18183	4000	Sri Lanka Customs	Colombo
04	Orugodawatta - 10	13436		Rank Containers Terminals (Pvt Ltd.)	Colombo
05	Orugodawatta - 14	11448			
06	Orugodawatta - 15	18206			
07	Orugodawatta - 16				
08	Office Building				
09	Veyangoda - 02	21750	4000	Able Holdings (Pvt. Ltd)	Gampaha
10	Veyangoda - 04	7552	900	Bandara Industrial Services	Gampaha
11	Veyangoda - 11	33200	6200	Don Mion Institute	Gampaha
12	Veyangoda - 17	6279	770	Central Engineering Consultancy Bureau	Gampaha
13	Blackpool -01	1514	280	Nuwaraeliya Agro Cooperative Society	Nuwaraeliya
14	Blackpool -02	1836	150		
15	Blackpool -02 Upper Floor	1824			
16	Blackpool -03	2335	435		
17	Badulla - 02	6781	1500	Ceylon Electricity Board	Badulla
18	Malkaduwwa - 01	5227	2000	Saed Mohommed Ltd.	Kurunegala
19	Malkaduwwa - 02	4827	2000		
20	Opanayaka - 01	7730	1335	Lal Stores	Ratnapura



Serial No	Stores	Sq Ft	Capacity MT	Institute that Stores is being used	District
21	Opanayaka - 02	5300	850	Ceylon Electricity Board	Ratnapura
22	Katugoda - 01	20545	3825	Trico Maritime	Galle
23	Katugoda - 02	9532	1775		
24	Weligama Store	8019	1300	Piyasiri Stores	Matara
25	Senanayaka - 01	2461	390	People's Integrated Agrarian Society Ltd.	Anuradhapura
26	Senanayaka - 04	2185	325	People's Integrated Agrarian Society Ltd.	Anuradhapura
27	Kahawatta - 01	3180	590	Pannilapattu Multi Services Society Ltd.	Ratnapura
28	Kahawatta - 02	1881	150		
29	Eheliyagoda - 01	2337	435	Eheliyagoda Multi Services Society Ltd	Ratnapura
30	Eheliyagoda - 02	2373	435		
31	Eheliyagoda - 03	4806	900		
32	Haputale - 01	1653	130	Haputale Multi Services Society	Badulla
33	Haputale - 02	1806	120		
34	Ratnapura Store	9611	1800	Bambarabotuwa Marapana Multi Service Society Ltd. & Lanka Sathosa	Ratnapura
35	Matale - 01	21448	3000	Mr. Mohommed Ashrof	Matale
36	Katugastota Store	6490	1700	Trendes Marketing	Kandy
37	Batticaloa - 01	18000	6000	Brandex	Batticaloa
38	Batticaloa - 02	17600	6000		
39	Batticaloa - 03	17600	6000		
40	Kahandawa - New	7090	1900	Miami Institute	Ratnapura
	Total	369677	71695		



2. Stores handed over to public institutes free of rental

Serial No	Stores	Sq Ft	Capacity MT	Intitute that Stores is being used	District
01	Orugodawatta - 02	24624	6000	Ministry of Disaster Management	Colombo
02	Orugodawatta - 04	19008	5000	Ministry of National Policies and Economic Affairs	Colombo
03	Orugodawatta - 07	20304	5000	Ministry of Disaster Management	Colombo
04	Ratmalana - 03	41200	7520	Red Cross Society	Colombo
05	Ratmalana - 04	19032	2580	Labour Department	Colombo
06	Ratmalana - 05	21008	2900	Lanka Sathosa	Colombo
07	Ratmalana - 01	50350	8530	Economic Centre	Colombo
08	Ratmalana - 02	41200	7520	Economic Centre	Colombo
09	Wellawatta - 01	10266	2000	Health	Colombo
10	Wellawatta - 02	10915	2000	Health	Colombo
11	Wellawatta - 03	11100	2000	Health	Colombo
12	Wellawatta - 04	11100	2000	Navy	Colombo
13	Gettuwana - 01	6336	2000	Paddy Marketing Board /Lak Sathosa	Kurunegala
14	Hambantota Store	14023	4500	Paddy Marketing Board	Hambantota
15	Shrawasthipura - 01	25520	3575	Paddy Marketing Board	Anuradhapura
16	Shrawasthipura - 02	23930	3350	Paddy Marketing Board	Anuradhapura
17	Kekirawa- 01	7950	1275	Paddy Marketing Board	Anuradhapura
18	Kekirawa - 02	7150	1145	Paddy Marketing Board	Anuradhapura
19	Maho - 01	4698	800	Paddy Marketing Board	Kurunegala
20	Maho -02	13118	1300	Paddy Marketing Board	Kurunegala
21	Senanayaka - 02	2461	396	Ministry of Indegenous Medicine	Anuradhapura
22	Senanayaka - 03	11017	2400	Paddy Marketing Board	Anuradhapura
23	Kaduruwela - 01	13419	2880	Paddy Marketing Board	Polonnaruwa
24	Kaduruwela - 02	20187	3200	Paddy Marketing Board	Polonnaruwa



Serial No	Stores	Sq Ft	Capacity MT	Intitute that Stores is being used	District
25	Hingurakgoda - 01	23550	4400	CWE	Polonnaruwa
26	Hingurakgoda - 02	23550	4400		Polonnaruwa
27	Monaragala - 01	22480	3150	Paddy Marketing Board	Monaragala
28	Monaragala - 02	7000	1250	CWE	Monaragala
29	Batticaloa -04 (Store by the Railway Station)	13560	2800	CWE/District Secretary(Batticaloa)	Batticaloa
30	Vavniyawa - 01	3763	775	CWE	Vavuniya
31	Murunkan	9720	1500	Granted to World Food Programme	Mannar
32	Mannar	4356	450		Mannar
33	Ampara - 01	11368	2125	Paddy Marketing Board	Ampara
34	Kahandawa - 01	3517	1900	Paddy Marketing Board	Hambantota
35	Bussa - 01	25559		Handed over to the Air Force	Galle
36	Bussa - 02	23721	3750	District Secretary / Lanka Sathosa	Galle
37	Bussa - 03	23721	3750	Lanka Sathosa	Galle
38	Gettuwana - 03	5544	2000	Lanka Sathosa	Kurunegala
39	Gettuwana - 04	5544	2000	CWE/Lanka Sathosa	Kurunegala
40	Orugodawatta - 08	16560	4000	Ministry of Disaster Management	Colombo
	Total	653429	118121		



3. Stores Used by the Food Department

Serial No	Stores	Sq Ft	Capacity MT	Intitute that Stores is being used	District
01	Veyangoda - 03	6142	1200	Food Department	Gampaha
02	Veyangoda - 07	28860	5400	Food Department	Gampaha
03	Veyangoda - 06	7568	1100	Food Department	Gampaha
04	Orugodawatta - 06	20304	5000	Food Department	Colombo
05	Orugodawatta - 03	20304	5000	Food Department	Colombo
06	Veyangoda - 16	6370	1200	Food Department	Gampaha
07	Veyangoda - 09	28860	5400	Food Department	Gampaha
08	Badulla - 01	7245	1380	Food Department	Badulla
09	Ampara - 02	11368	2125	Food Department	Ampara
10	Veyangoda - 05	12373	1400	Food Department	Gampaha
11	Wattegama Store	1000	5120	Food Department	
12	Malkaduwawa Store GI	10498	2000	Food Department	Kurunegala
13	Veyangoda - 08	28860	5400	Food Department	Gampaha
14	Orugodawatta - 09	16560	4000	Food Department	Colombo
15	Veyangoda - 10	28860	5400	Food Department	Gampaha
16	Veyangoda - 01	29040	5900	Food Department	Gampaha
17	Veyangoda - 12	33200	5560	Economic Centre	Gampaha
18	Veyangoda - 13	24288	6800	Economic Centre	Gampaha
19	Veyangoda - 14	5368	860	Transferred	Gampaha
20	Gettuwana - 02	5544	2000	Transferred	Kurunegala
	Total	332612	72245		



4. Stores under the Divisional Secretary / District Secretary

Serial No	Stores	Sq Ft	Capacity MT	Intitute that Stores is being used	District
01	Puttalam - 01	5600	600	District Secretary(Puttalam)	Puttalam
02	Puttalam - 02	9600	1000		
03-05	Nawakkuli (03 stores)	43200	7500	District Secretary(Jaffna)	Jaffna
06	Bussa - 04	56784		Hikkaduwa Divisional Secretary	Galle
07	Bussa - 05	55770			
08	Meddawatta - 02	10000	1870	District Secretary(Matara)	Matara
09	Weerawila - 01	4157	1100	Hambantota Divisional Secretary	Hambantota
10	Weerawila - 02	4221	1700		
11	Weerawila - 03	3517	1900		
12	Kegalle – Paragammana 01	5500	1500	District Secretary(Kegalle)	Kegalle
13	Kegalle – Paragammana 02	5500	1500		
14	Kegalle – Paragammana 03	3960			
15	Koggala Store	5000	925	Habaraduwa Divisional Secretaray	Galle
16	Nikaweratiya Store	10496	4000	Nikaweratiya Divisional Secretaray	Kurunegala
17	Vavuniya- 02	4165	165	District Secretary (Vavuniya)	Vavuniya
18	Vavuniya - 03	684	160		
	Total	228154	23920		

5. Unuseble Stores

Serial No	Stores	Sq Ft	Capacity MT	District
01	Meddawatta - 01	7264	965	Matara
02	Meddawatta - 03	5755	900	Matara
03	Pallekele	15484	1500	Kandy



Distribution of Warehouses



▪ **Houses of the Department**

366 houses under the Food Department are situated at Dhanyagama, China Harbour of Trincomalee and they are being used as follows.

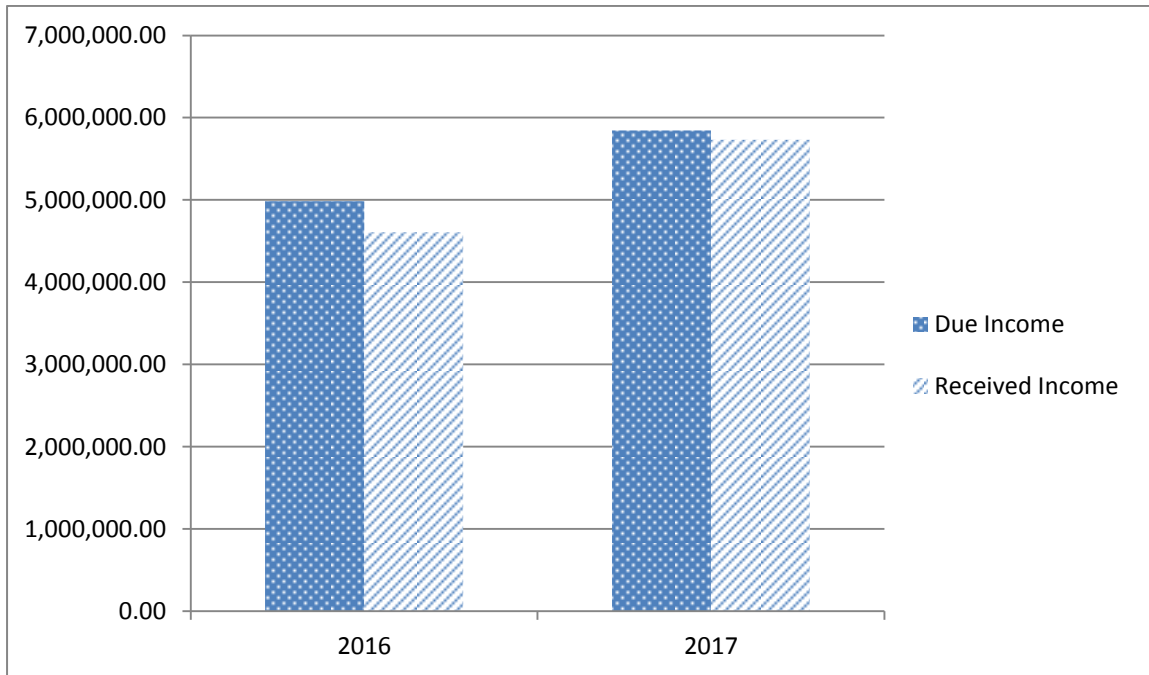
Details of houses as at 31/12/2017

	Houses	Number
1	Office of the Food Department	01
2	Circuit Bunglow	01
3	Vacant houses to be handed over to the Food Department	12
4	Houses to be renovated	02
5	Rented out houses	
▪	Employees of Prima Company	182
▪	Private	01
▪	Public Officers	67
▪	Tri- forces and the Police	56
▪	Semi governmental Organizations	44
	Total	366



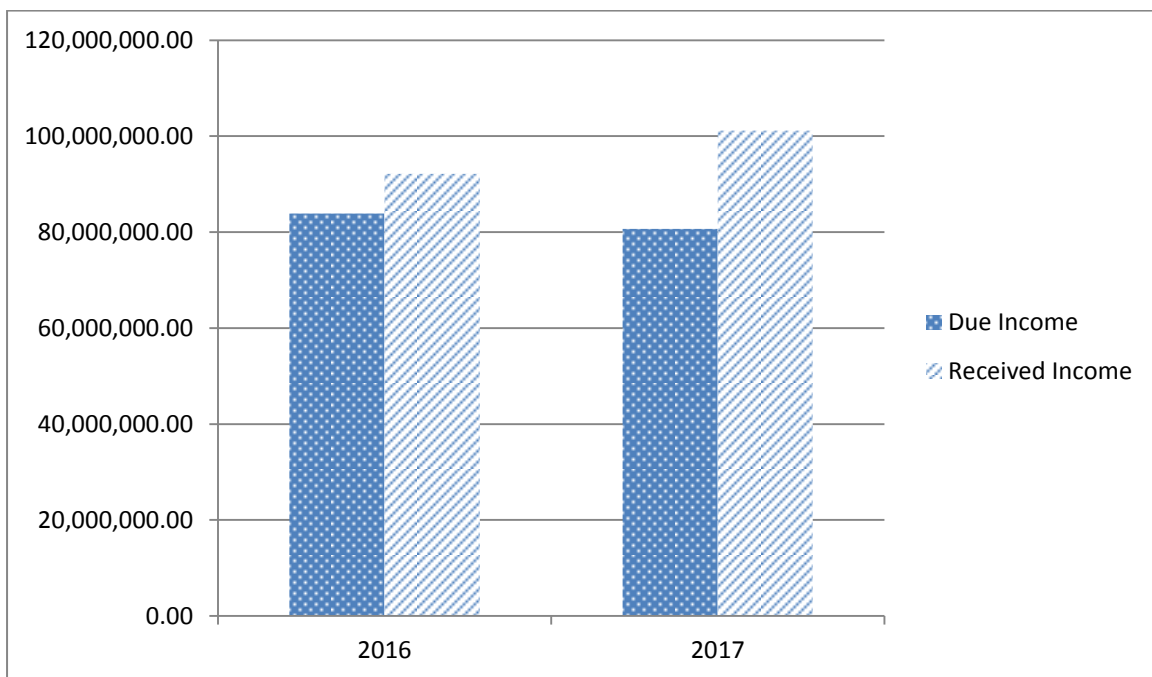
❖ Income of Houses

Year	Due Income Rs.	Received Income Rs.
2016	4,987,320.00	4,610,548.25
2017	5,846,234.00	5,734,943.27



▪ Income of Stores

Year	Due Income Rs.	Received Income Rs.
2016	83,907,168.00	92,155,249.99
2017	80,705,635.64	101,130,285.86



(08).Review of Accounts Activities

The cooperative plan and the action plan of the Food Department had been designed giving priority to achieve the government policy of food security. The annual estimate of 2017 was made to achieve that task.

The annual estimate did not make provisions for certain required objects indicated in the estimate prepared by the department.

Further, expenditure controlling plans that could be controlled were implemented for the objects that provisions have been granted. Transfer of F.R 66 could achieve the procurement plan made at the beginning of the year and additional requirements of the department.

Recurrent Expenditure

Minimum and controlled expenditure policy carried out by the department even in 2017 eased it not to exceed provisions made under the recurrent expenditure by the annual estimate and the surplus of provisions occurred in certain provisions due to the control of the expenditure was transferred to necessary objects after obtaining necessary approval in terms of F.R. 66

The department could be free from the risk of being inconsistent to the accounting rules and regulations and instructions by not exceeding the limits of provisions and having the ability of revising the provisions to the required extent.



Capital Expenditure

The provisions made by annual estimate on capital object were used to the highest level.

Liquidation Accounts

Between the two liquidation accounts of the department, the Advance Account of Kitchen and Bakery has been settled and completed while the other liquidation account; Food Distribution Advance Account is with less possibility of liquidation because of the inability of realization, since its assets are used in the functioning of the Food Department. Writing off the debtors’ balances were done as per the approval and working losses were also written off according to the receipt of annual provisions. It is tabulated below.

Year	Received Provisions	Written off
2015	123,180,000.00	119,617,611.96
2016	224,000,000.00	126,111,435.48
2017	456,520,000.00	400,015,563.25

The Food Department has taken very specific measures in the year under review concerning the timely needs of the state policy. The accounting procedure of the year could be completed without any deficiency following all the rules and regulations in a practical manner with much dedication and transparency.



(09).Assets and Property

The assets of the Food Department remain as the acquired assets of the Food Distribution Advance Account. The entire property used for the functioning of the department even by 31-12-2017.

Accordingly, the assets value analysis of the food department on 31-12-2017 is given below.

	Assets	Cost Value as at 31.12.2017 Rs.
The assets under the advance account of food distribution		
I.	Buildings and constructions	64,780,643.33
II.	Vehicles	12,209,863.01
III.	Machinery and equipment	5,583,704.83
IV.	Furniture and office equipment	8,428,903.40
	Total	91,003,114.57



(10). Income and Recoveries▪ **Income**

	Loan balance was to be recovered as at 01-01-2018	Rs.
I.	Store Rental	54,330,341.40
II.	House Rental	3,834,492.68
Total		58,164,834.08

	Income recovered in the year	Rs.
I.	Store Rental	101,130,285.86
II.	House Rental	5,734,943.27
Total		106,865,229.13

	Due loan balance as at 31.12.2017	Rs.
I.	Store Rental	54,330,341.40
II.	House Rental	3,834,492.68
Total		58,164,834.08

▪ **Recoveries:**❖ **Co-operative loan balances**

Recoveries were to be made on made from co-operative Sector as at 01-01-2017	Rs. 171,861,366.14
Recoveries made during the year	Rs. 382,001.38
Due loan balance as at 31-12-2017	Rs. 171,479,364.76

❖ **Surcharge Balances**

Surcharge balance to be recovered as at 01.01.2017	Rs. 49,416,569.92
Surcharges imposed in 2017	-
Surcharge recovered in the year under review	Rs. 993,807.90
Loan balance to be recovered as at 31.12.2017	Rs. 48,422,762.02



(11). Financial Reports

Head no : 300
 Ministry/Department : Food Commissioner's Department
 Programme no : 01
 Project no : 01

Recurrent Expenditure

Description	2016 Actual Expenditure Rs.	2017 Approved Estimate Rs.	2017 Amended Estimate Rs.	2017 Actual Expenditure Rs.	2017 Balance Rs.
Personal Salaries	52,108,724	56,100,000	56,100,000	51,619,509	490,292
Other	242,168,849	476,745,000	476,525,000	477,811,826	916,372
Total	294,277,573	532,845,000	532,625,000	529,431,335	1,406,664



Capital Expenditure

Rehabilitation and improvements of capital assets

Object	Description	2016 Actual Expenditure Rs:	2017 Approved Estimate Rs:	2017 Amended Estimate Rs:	2017 Actual Expenditure Rs:	2017 Balance Rs:
Rehabilitation & Improvement of Capital Assets						
2001	Building & Construction	46,950,873	162,500,000	200,500,000	176,904,303	23,595,697
2002	Machinery & equipment	-	225,000	225,000	24,000	201,000
2003	Vehicles	712,050	500,000	500,000	489,245	10,755
2102	Furniture and Office Equipment	938,725	400,000	400,000	2,003,964	16,036
2103	Machinery and Equipment	185,000	100,000	100,000	265,980	1,020
2401	Training and capacity building	470,830	300,000	520,000	443,735	76,265
2502	Food Department Store Repairs	325,000	-	-	-	-
	Total	49,582,478	164,025,000	202,245,000	180,131,227	23,900,773



Financial Sources

Description	2016 Actual Expenditure Rs:	2017 Approved Estimate Rs:	2017 Amended Estimate Rs:	2017 Actual Estimate Rs:	2017 Balance Rs:
Consolidated Fund	119,860,051	696,870,000	734,870,000	253,042,562	25,307,437
Writing off losses	224,000,000	-	-	456,520,000	-



(12).Process and Progress

▪ Improvement of Income

1. Rent/lease out the department stores which are not operated by the department to other institutes and renting out department houses was the major sources of income and among them the revenue received from Rank Container Terminal Pvt. Ltd. and Dhanyagama Prima Houses are outstanding.
2. Accordingly, The department has contributed to improve state revenue by crediting Rs. 101,130,285.86 of income from stores and Rs 5,734,943.27 income from houses to state revenue.
3. The department took measures to recover Rs.422, 001.38 from the due amount for the goods given to co-operative societies for distribution of food under the Food Stamp System of the Food Distribution Advance Account which is being operated under the department.
 - The department could recover due surcharge balance of Rs. 991,807.90 under the said account.
 - The assets and liabilities of the Kitchen and Bakery Advance Account have been settled and closed.

