



Let's Be the Leader in State Client Service.....

I hereby state, I am Very pleased that I was able to accomplish all the development projects effectively and in maximum level by fulfilling the expectations of the people, assigned for Gampaha District in 2016, through the well management of the Divisional Secretariats and the other government institutions relevant to the respective District Secretariat.

In performing these functions, it should be appreciated the Gampaha District officials, who are contributed to this success.

In this task they have fully used the knowledge, which they were given by technical training courses to provide the best tools of modern, efficient and productive service. Thus, I state here it was able to use the provisions meaningfully, allocated to Gampaha District.

We were able to maintain coordination between Government agencies, development activities and smarter perform of the identified needs of the people and give those to the Central Government through the District Co-coordinating Committee at the District Secretariat in 2016, District Planning Bidder, District Agriculture Committee, District Housing Bidder and Divisional Secretaries meetings and other Progress Review Meeting of the Gampaha district political authority.

The certificate of our fullest support and commitment in providing assurance services is lack of complaints about the state officials in the Gampaha District. In order to success the theme of of Goodgovernance by giving the fullest corporation to the Performance components of His Excellency President in national programs such as local food products for a better society, prevention of drug addiction, environment conservation and kidney disease and Dengue prevention to providing maximum contribution in the Gampaha district and completing the development projects successfully in Gampaha District while maintaining the admistration structure.

A handwritten signature in blue ink, appearing to read 'Sunil Jayalath', with a horizontal line underneath.

Sunil Jayalath
District Secretary / Government Agent - Gampaha

Introduction

Under Section 3 of District Administration Act, Gampaha District area was advertised as a new district by the gazette notice on 7th September 1978. This is the administrative area separated by having re-divided the Colombo District. This District where the District Secretariat being held in Agra Building in Bendiyamulla area in Gampaha and being the Centre of this district area is situated as square land with 45 km length and 45km width, and bounded by Ma-Oya (boundary of Kurunegala and Puttalam District) in North, 100-200 meters height mountain ranges and valleys (boundary of Kegalle District) lying in East, Kelani river (Boundary of Colombo District) in South, and Indian Ocean in West.

Gampaha District consists of five Korale's named as East Siyane Korale, West Siyane Korale, Aluthkuru Korale, South Aluthkuru Korale and Hapitigam Korale. The Place name, Gampaha has been published after combining the villages, Medagama, Ihalagama, Pahalagama. Henarathgoda, and Aluthgama . Gampaha District bears unique place in educational , Political and cultural fields. Gampaha District is significant as it is closed to the capital and Face to the international Harbor. And also it bears special importance in infrastructure like telephones, electricity power and also trains and highways, The International Airport and Free Trade Zones monitoring the production based industries.

Administrative District of Gampaha bears the area in extent of 1387 square kilometers (139,140 hectares) and twice larger than the area of Colombo District. Gampaha District is covered 38% of total area of lands in western Province and 2.1% of area of lands in Sri Lanka. Area of this District is situated in between 6°54'5 and 7°20'00" North Latitude and in between 79°4'75 and 80°13' East longitude.

Gampaha District, is an area, where there is minimum temperature of 21.6 °C and maximum temperature of 37°C and average rain-fall of about 1'750 millimeters (that of Henarathgoda becomes about 2,477millimeters) with hot wet zonal climate. Rain fall creates during the periods of inter monsoon and south west monsoon. During the period in January to April, dry-climate exists all over the district.

Kadolana forests can be seen in closure to the marshy lands and the forests area having wet zonal fauna and flora characters on the condition of hot wet climate.

Content

	Page
1. District Secretariat	01-37
1.1. Vision, Mission, Role	01
Area, Grama Niladhari Divisions, Number of Villages and Population	02
1.2. Details about Approved Staff of the District Secretariat as at 31-12-2016	03
1.3. Field Officers attached to District Secretariat, Gampaha	04
1.4. Information on Cadre Positions of the 13 Divisional Secretariats	05 - 06
1.5. Functions of the Administration Section	07 - 08
1.6. Functions of the Accounts Section	09
1.7. Functions of the Engineering Section	09
1.8. Human Resources Development/Training Programs	10
1.9. Activities Related to Loans and Issuing Loans to the Staff	11
1.10. Registration of Volunteer Organizations	11
1.11. Gun Licenses	12
1.12. Extensive Disaster Programme, Housing Damages	13
1.13. Social Service Activities	14 - 19
1.14. Vocational and Career Guidance Programmes	20 - 21
1.15. Productivity Promotion Programs	22 - 23
1.16. Sports Activities	24 - 25
1.17. Child Rights Promotion Division	26
1.18. Early Childhood Development Programme	27 - 28
1.19. Authority of District Child Protection	29
1.20. Women Affairs Division	30 - 31
1.21. Cultural Affairs Division	32 - 34
1.22. Buddhist Affairs Division	35 - 37
2. Explosive Licenses Division	38 - 39
3. District Planning Secretariat	40 - 47
3.1 Overall Progress	40
3.2 Decentralized Budget Activation Programme–Gampaha District-2016	41 - 42
3.3 Rural Infrastructure Development Programme–Gampaha District-2016	43 - 44
3.4 District Special Infrastructure Development Programme –2016	45

3.5	Sukhitha Purawara Programme - 2016	46
3.6	Special Provincial Programme of road carpeting - 2016	46
3.7	Gampaha District Coordinating Committee Meeting	47
4.	District Divinaguma Secretariat	48 -
	60	
4.1	Livelihood Development Programme - 2016	48
4.2	Programme of local yams and forestry crops. - 2016	48
4.3	Non poisonous country programme - 2016	48
4.4	Marketing Development Programme - 2016	48
4.5	Livelihood Development cycle fund Programme - 2016	48
4.6	Diriya Piyasa Housing Project - 2016	48
4.7	Social Development Programme - 2016	49
4.8	Samurdhi banks and Councils - 2016	49
4.9	Samurdhi subsidies / social security Programme	49
4.10	Bank Programme	49
	Staff and Forms	50 - 60
5.	District Motor – Traffic Office	61 -
	64	
6.	Statistics Unit	65 - 70
7.	District Election Office	71 - 76
8.	Small Enterprises Development Division	77 - 81
9.	Sri Lanka Social Security Board	82 - 84
10.	Consumer Affairs Authority	85 – 88
11.	District Surveyor Office	89 -
	90	
12.	Agriculture	91 - 106
	1. District Agricultural Section	91 - 94
	2. Deputy Director of Provincial Agriculture (Projects) Office	95 - 100
	3. Agrarian Development District Office	101 - 106
13.	District Disaster Management Co-ordinating Unit	107 – 110
1.	Accounts	111 - 11

01. District Secretariat

1.1 Vision , Mission, Role

Vision

Pioneer in public customer service

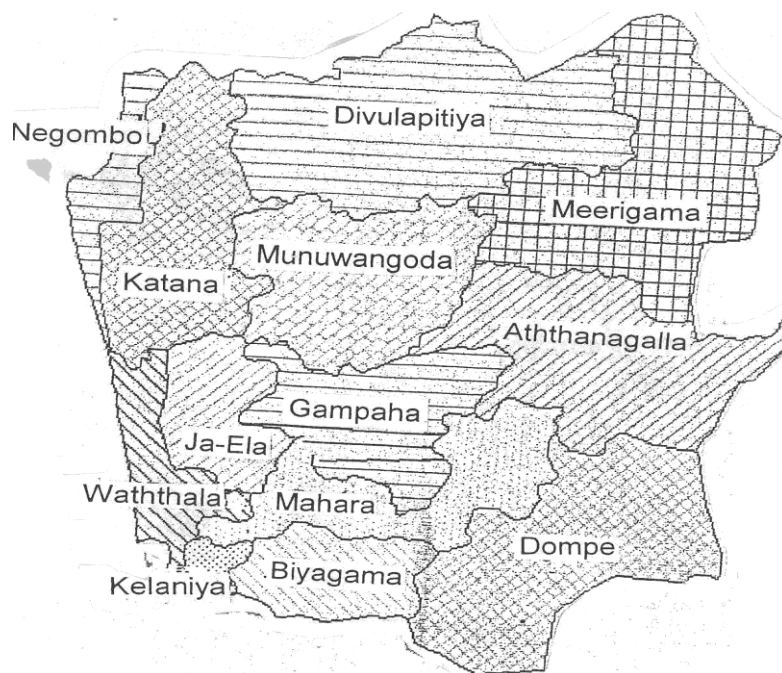
Mission

Lead Gampaha District to a sustainable development in line with the government policies, through effective resource management and efficient management structure

Role

Construct a populist public service blooming the aspirations and expectations of the people in divisional and rural level in line with government policies through better management.

**1.2. Area, Grama Niladhari Divisions, Number of Villages and Population
in the level of Divisional Secretarial Divisions in Gamapaha District.**



Divisional Secretarial division	Extent Square Km.	No. of Grama Niladhari Divisions	No. of Villages	Population 2001	Population 2012	No. of housing units 2013
Attanagalle	154.0	151	191	154,967	179,565	44,869
Biyagama	61.6	49	61	161,300	186,585	47,636
Dompe	178.3	133	176	130,021	154,005	39,175
Divulapitiya	202.3	123	227	128,048	144,506	38,580
Gampaha	95.7	101	148	171,040	197,667	50,723
Ja-Ela	64	57	101	184,666	201,521	51,736
Katana	107.6	79	131	222,683	235,291	69,375
Kelaniya	21.9	37	47	134,364	137,339	32,584
Mahara	98.8	92	108	176,870	207,782	52,191
Minuwangoda	130.5	121	192	151,661	178,331	46,396
Meerigama	186.6	149	273	143,663	164,580	42,462
Negombo	30.8	39	50	144,274	142,136	34,040
Wattala	54.6	46	105	160,127	175,525	42,297
Total	1386.7	1177	1810	2,063,684	2,304,833	592,064

1.3. Details about Approved Staff of the District Secretariat as at 31-12-2016

	Designation	Class	Number of approved cadre	Number in service	Number of vacancies
1	District Secretary (SLAS)	Spe.Grade	01	01	-
2	Additional District Secretary (SLAS)	1	02	01	01
3	Assistant District Secretary (SLAS)	III	01	01	-
4	Chief Accountant (SLAS)	1	01	01	-
5	Accountant (SLAS)		01	01	-
6	Chief Internal Auditor	1	01	01	-
7	Civil Engineer (SLES)	111	01	01	-
8	Administrative officer (PMAS)	Sup	01	01	-
9	Translator	1	01	01	-
10	Budget Assistant	-	02	02	-
11	Development Coordinator	-	02	02	-
12	Development officer	III	38	18	20
13	Public Management Assistance	I/II/III	25	22	03
14	Draftman	111	01	-	01
15	Technical Officer	III	02	02	-
16	Planning Technician	III	02	01	01
17	Computer Data Entry Operator	111	01	01	-
18	Reception	-	01	-	01
19	K.K.S.	I/II/ III	10	10	-
20	Driver	I/II/III	07	07	-
	Total		101	74	27

1.4 Field Officers attached to District Secretariat, Gampaha as at 31-12-2016

Post	Number of Officers
Assistant Controller of Explosives	01
Agricultural Director	01
Assistant Director (Manure)	02
Assistant Director (Small Enterprizes)	01
Coordinator of Buddhist Affairs	02
Human Resources Development Assistant	10
Assistant Translator	01
Reconciliation Training Officer	01
Cultural Officer	02
Cultural Development Assistant	02
Press Officer	01
Projects Activation Assistant	02
Social Services Officer	02
Productivity Promotion Assistant	02
National Integrity Promotion Assistant	01
Career Guidance Officer	03
Elder's Rights Promotion Officer	01
Early Childhood Development Assistant	01
Child Rights Promotion Officer	01
Child Protection Officer	02
Counsellor	01
Development officer(Non Government Organizations)	01
Development officer (Disaster Relief Service)	01
Development officer (District Coordination)	01
District Coordination Officer (Social Security)	02
District Sports Officer	08
Development Officer (Foreign Service)	01

1.5 Information Of the staff in the 13 Divisional Secretariats attached to Gampaha District Secretariat as at 31.12. 2016

Divisional Secretariat		Attanagalla	Biyagama	Divlapitiya	Dompe	Gampaha	Ja-Ela	Katana	Kelaniya	Mahara	Minuwangoda	Meerigama	Negombo	Wattala	Total
Divisional Secretary	Approved	01	01	01	01	01	01	01	01	01	01	01	01	01	13
	Present	01	01	01	01	01	01	01	01	01	01	01	01	01	13
	Vacant	-	-	-	-	-	-	-	-	-	-	-	-	-	-
Assistant Divisional Secretary	Approved	01	01	01	01	01	01	01	01	01	01	01	01	01	13
	Present	01	01	01	01	01	01	01	01	01	01	01	01	01	13
	Vacant	-	-	-	-	-	-	-	-	-	-	-	-	-	-
Accountant	Approved	01	01	01	01	01	01	01	01	01	01	01	01	01	13
	Present	01	01	01	01	01	01	01	01	01	01	01	01	01	13
	Vacant	-	-	-	-	-	-	-	-	-	-	-	-	-	-
Administrative Officer	Approved	01	01	01	01	01	01	01	01	01	01	01	01	01	13
	Present	01	01	-	01	01	01	-	01	01	01	01	01	01	11
	Vacant	-	-	01	-	-	-	01	-	-	-	-	-	-	02
Administrative Grama Niladhari	Approved	01	01	01	01	01	01	01	01	01	01	01	01	01	13
	Present	-	-	-	01	01	01	-	01	01	-	-	01	01	07
	Vacant	01	01	01	-	-	-	01	-	-	01	01	-	-	06
Translator	Approved	-	-	-	-	-	-	-	-	-	-	-	-	02	02
	Present	-	-	-	-	-	-	-	-	-	-	-	-	-	-
	Vacant	-	-	-	-	-	-	-	-	-	-	-	-	02	02
Development Officers	Approved	169	65	138	152	117	78	97	54	107	142	169	60	67	1415
	Present	129	57	113	108	116	57	67	45	88	100	146	49	40	1115
	Vacant	40	08	25	44	01	21	30	09	19	42	23	11	27	300
State Management Assistants	Approved	36	25	31	32	44	33	31	29	31	34	33	30	26	415
	Present	35	21	31	32	43	31	29	27	30	34	33	28	26	400

	Vacant	01	4	-	-	01	02	02	02	01	-	-	02	-	15
Technical Officers	Approved	02	02	02	02	02	02	02	02	02	02	02	02	02	26
	Present	02	01	01	02	01	01	01	01	01	01	02	01	01	16
	Vacant	-	01	01	-	01	01	01	01	01	01	-	01	01	10
Technical Assistants	Approved	01	01	01	01	01	01	01	01	01	01	01	01	01	13
	Present	01	01	01	01	01	01	01	01	-	01	01	01	01	12
	Vacant	-	-	-	-	-	-	-	-	01	-	-	-	-	01
Information and Communication Technical Assistants	Approved	01	01	01	01	01	01	01	01	01	01	01	01	01	13
	Present	01	01	01	01	01	01	-	01	01	01	01	-	01	11
	Vacant	-	-	-	-	-	-	01	-	-	-	-	01	-	02
Drivers	Approved	02	02	02	02	02	02	02	02	02	02	02	02	02	26
	Present	02	02	02	02	01	02	02	02	02	02	02	02	02	25
	Vacant	-	-	-	-	01	-	-	-	-	-	-	-	-	01
K.K.S.	Approved	07	06	05	08	05	07	06	06	08	04	08	05	06	81
	Present	05	06	04	08	04	07	05	05	06	04	06	05	05	70
	Vacant	02	-	01	-	01	-	01	01	02	-	02	-	01	11
Sanitorial Labourers	Approved	01	-	-	-	-	-	-	-	-	-	-	-	-	-
	Present	-	-	-	-	-	-	-	-	-	-	-	-	-	-
	Vacant	01	-	-	-	-	-	-	-	-	-	-	-	-	-

1.6 Functions of the Administration Section of the District Secretariat

- 01). Internal administration of the office, staff and direction of monitoring activities of the 13 divisional secretariats.
- 02). Coordinating the matters relevant to meetings such as District Agricultural Committee, Defence Committee for the Implementation of Environmental Laws, Fisheries Committee, Opium Committee and coordinating of other government institutions.
- 03). Organizing of various state and religious functions.
- 04). Training of staff
- 05). Investigating on the complaints, petitions and grievances brought about by the general public and directing them to relevant sections.
- 06). Activities relevant to applications received for obtaining gun licenses and renewal of Gun License under Firearms Ordinance.
- 07). Activities relevant to the Dangerous Drugs Control Ordinance.
- 08). Issuing permits for explosives and registration of private security firms.

Providing Office Equipment for 2016 under Physical Resource Development

01- For Grama Niladhari

No	Type of the equipment	Quantity
01	Two door Steel Cupboards	619
02	Office Writing Tables	177
03	Office Arm Chairs	276
04	Plastic Chairs for Visitors	1070

02- For District Secretariat and Divisional Secretariats

No	Type of the equipment	Quantity
01	Two door Steel Cupboards	25
02	Four drayer Steel document Cupboards	15
03	Office Writing Tables	27
04	Computer tables	05
05	Computer chairs	10
06	Computers	45
07	Computer Batteries(UPS)	60
08	Laptops	02
09	Tablets	21
10	Computer Lazer Printers	38
11	Computer Printers Totmetrix	02
12	Photocopy machines	09
13	Scanners	07
14	Multy Medias	07
15	Fax Machines	13
16	Stand Fans	10
17	Wi-FI Adapters	10
18	16 GB Pen Drives	30

**A numerical Summary of Complaints against state officers by people and public
Complains and the actions taken.**

Person or Institute	No of Complains	No of solved Complains	No of Complains, directed to other institutions.	No of Complains, unsolved.
Complains, sent by government institutions	68	58	10	-
Complains, sent by people	105	62	42	1
Other Complains	07	05	02	-

Information regarding construction of Grama Niladhari Offices

Sewa Piyasa Offices			
New Constructions		3	30,00,000.00
Repairs		22	47,48,673.18

Destributing Travelling Bags		
Ladies Travelling Bags		523
Gents Travelling Bags		535
Total		<u>1058</u>

Paying assessment tax

A sum of Rs. 229,269.92 has been paid for 22 buildings belongs to Gampaha District Secretariat In 2016

Insurance of the District Secretariat and Divisional Secretariats - 2016

In 2016, for the 10 vehicles in District Secretariat and 26 vehicles in 13 divisional Secretariats insurance covers have been taken.

1.7 Functions of the Accounts Section of the District Secretariat

1. Preparation of annual income and expenditure estimates.
2. Allocation and distribution of provisions to the 13 divisional secretariats and monitoring the financial activities of the Divisional Secretariats.
3. Supplying and controlling of imprest and receiving necessary information for District Secretariat and Divisional Secretariats.
4. Ordering, issuing and controlling storage materials and inventory materials used in District Secretariat and Divisional Secretariats.
5. Receiving of monthly account summaries from divisional secretariats and forwarding to the Treasury as a combined report.
6. Presenting accounts statements and reports to the linear ministries.
7. Preparation of appropriation and advance accounts and preparation of annual administration account and submission to the secretary of Ministry of public administration and Auditor in general.
8. Collecting of revenue, keeping accounts and providing information required to revenue accounts to the revenue counting officer.
9. Receiving answerers for audit queries in district secretariat and divisional secretariats and submitting them to Auditor General.
10. Revenue collection, accounting and to provide income information used for the income accounts to the accounting officer.
11. Receiving answerers for audit queries in district secretariat and divisional secretariats and submitting them to Auditor General.
12. Preparation of the annual procurement plan and according to the Action Plan, to present the related information to the Treasury of Ministry of Home Affairs .

District Secretariat of Gampaha functions as the hub of administration and coordination within the District of Gampaha. The Secretariat has rendered a tremendous service to the general public and other public institutions by way of maintaining a strong relationship with them.

1.8. Functions of the Engineering Section of the District Secretariat

01. Maintaining the infrastructures and buildings of District Secretariat and all the buildings at District Secretariat premises.
02. Constructing Quarters attached with District Secretariat and Divisional Secretariats.
03. Constructing new buildings and maintaining of the linear ministries and other Public relation Institutions.
04. Registering Contractors for District Secretariat and attached institutions.
05. Holding District Cost Pricing Committee and prepare the price list.
06. Providing engineering consultations for the attached institutions of District Secretariat.

1.9 Human Resource Development / Training Programmes

Training Programmes under Human Resource Development

Course	Training Centre	No of days	No of participants	Designation
Knowledge and skill development programme for drivers	Auditorium of District Secretariat	01	34	Driver
Mental Stress Management programme for a healthy personality	Auditorium of Gampaha Bandaranayake College	01	576	Government officers of the District

Training programmes directed by SLIDA

Course	Training Centre	No of days	No of participants	Designation
Special Problems regarding Procurement Process	Auditorium of District Secretariat	01	175	All the relevant officers
Inaugurating training programme for newly appointed State Management Assistants	Auditorium of District Secretariat	10	122	State Management Assistants

Foreign Training Programmes

Course	Training Centre	No of days	No of participants	Designation
Regional Development Policies	South Korea	20	01	Assistant District Secretary
Uplifting low income families with contribution of rural women.	South Korea	13	01	Divisional Secretary- Minuwangoda
Leadership Programme for Government officers	Civil Service College- Singapore	08	01	Assistant Divisional Secretary- Gampaha

1.10 Loan Affairs / Issuing loans for staff.

Loan issued for District Secretariat Staff

Loan type	No.	Value (Rs)
Distress Loan	46	3,396,194.00
Bike Loan	01	6000.00
Loan to get rid of debt burden	-	-
Property Loan	24	32,806,126.00
Total	71	36208320.00

source : Administration branch, District Secretariat

1.11 Registration of Volunteer Organizations and Non government organizations.

Registration of non – government organizations / volunteer organizations implemented in the district secretariat area as at 31/12/2016. .

Registered institutions	Beginning of the Year	Registered in the Year	Total at the end of the year
Volunteer Organizations	32	04	36

- 42 non Government Organizations were activated in 2016 in Gampaha District
- In 2016 two non-government Organisations coordination committees were held.

1.12 Gun Licenses

This division in district secretariat mainly focus on renewing of gun licenses, issuing temporary gun licenses for missed place licenses, issuing applications for obtaining guns for agricultural purposes and submitting the approval of District Secretary for the same, issuing watcher permits, receiving of firearms that are returned to the government, estimating the value of such firearms and taking action to sell them. Furthermore, issuing of applications for the transfer of gun licenses and issuing recommendations for the change of authority are also carried out by this section.

Summary of information about firearms in Gampaha District - 2016

The need of given firearms	Quantity
Agricultural affairs	1579
Non - Agricultural affairs	228
Security of Banks	255
Security of Government Institutions	273
Private Security Service Institutions	37
Private institutions Service Affairs	16
Rifles	18
Total Number of firearms in Gampaha District	2406

Income earned from firearm licence renewal	381,770.00
Income earned by selling firearms	166,800.00
Income earned from issuing new application for firearms	570.00
Income earned from issuing watchers licence	4140.00
Income earned from issuing temporary licence	200.00
Total income for 2016	553,480.00

1.13 Comprehensive Disaster Program, houses damaged

01. In 2016, the amount of the provision for losses in the housing in the years 2014,2015,2016

Families	Persons	Given provisions for Fully damaged houses (Rs)	Families	Persons	Given provisions for half damaged houses (Rs)	Total Provisions(Rs)
37	139	3,670,000.00	349	1339	8,20,275.00	1,239,0275.00

02 Allocations for the provision of immediate relief in 2016..

Cooked Food	Dried Food	For Deaths	Drinking Water	Other	Administrative Expenditure	Total
66,520.00	5,0662.50	15,000.00	649,243.02	57,355.00	1,637,645.96	2,476,426.48

03. Allocations given to provide immediate relief under the national insurance program implemented since 2016

Cooked Food	Dried Food	For Deaths	Providing Rs 10000.00 advances for house damage	
			No. of Houses	Provisions Provided
23,875,434.11	625,331.81	800,000.00	21961	198,482,057

1.14 Social Service Affairs

Divisional Seretariats	Providing Rs 2000 allowance for the elders			Providing Rs 3000 lifeaid for the disabled			Housing aids for Disabled Persons			Rehabilitation Programme for single parent Families		
	Physical Progress(no. of persons)	Provisions Allocated(Rs)	True Expenditure (Rs)	Physical Progress (no of persons)	Provisions Allocated(Rs)	True Expenditure (Rs)	Physical Progress (no of persons)	Provisions Allocated(Rs).	True Expenditure(Rs)	Physical Progress(no of persons))	Provisions Allocated (Rs)	True Expenditure(Rs)
Attanagalla	3338	80082000	77658300	196	7026000	7017000	2	200000	200000	2	40000	40000
Biyagama	1508	36124000	35059700	184	6528000	6522000	1	50000	50000	6	124000	124000
Divlapitiya	2226	53354000	52239300	161	5568000	5565000	-	-	-	13	226500	226500
Dompe	2201	52812000	52350400	200	7086000	7083000	3	400000	400000	11	216500	216500
Gampaha	2508	60212000	58727600	167	6300000	6117000		400000	400000	1	20000	20000
Ja-ela	1406	33706000	31820400	220	7890000	7877500	1	100000	100000	4	104300	104300
Katana	2976	71348000	70274600	176	6249000	6246000	3	550000	450000	2	40000	40000
Kelaniya	962	23132000	22397700	151	5538000	5511000	1	75000	75000	-	-	-
Mahara	1986	47544000	47544000	109	3924000	3924000	-	-	-	1	20000	20000
Minuwangoda	3133	75160000	73997400	246	8880000	8871000	4	600000	600000	8	115000	115000
Meerigama	3827	91828000	90194900	174	6381000	5853000	7	750000	750000	-	-	-
Negombo	2028	48666000	47962400	149	5544000	5331000	1	100000	50000	2	45000	45000
Wattala	1082	25940000	25940000	115	4140000	4140000	1	100000	100000	5	110500	110500
Gampaha District	29181	699908000	686166700	2248	81054000	80057500	24	3325000	3175000	55	1061800	1061800

Divisional Seretariats	Providing Rs 5000 allowance for the elders Associations			Providing Educational Aids			Providing Medical Aids			CBR Programme		Providing self employment Aids		
	Physical Progress (no. of persons)	Provisions Allocated (Rs)	True Expenditure (Rs)	Physical Progress (no. of persons)	Provisions Allocated (Rs)	True Expenditure (Rs)	Physical Progress (no. of persons)	Provisions Allocated (Rs)	True Expenditure (Rs)	Physical Progress (no. of persons)	Provisions Allocated (Rs)	True Expenditure (Rs)	Provisions Allocated (Rs)	True Expenditure (Rs)
Attanagalla	-	-	-	3	17358	17358	6	60998	60998	37500	37500	13	282300	282300
Biyagama	-	-	-	22	178271	178271	2	29000	29000	36000	36000	1	25000	25000
Divlapitiya	3	15000	15000	280	1611500	1611500	9	96338	96338	112500	112500	1	20000	20000
Dompe	4	20000	20000	11	92443	92443	9	79776	79776	72500	72500	9	188450	188450
Gampaha	-	-	-	9	44712	44712	3	49200	49200	30000	30000	1	20000	20000
Ja-ela	-	-	-	76	714000	714000	1	18000	18000	7000	7000	-	-	-
Katana	1	5000	5000	-	-	-	9	163325	163325	-	-	1	13800	13800
Kelaniya	-	-	-	67	3785000	375000	3	120000	120000	22500	22500	17	-	* 59500
Mahara	-	-	-	-	-	-	-	-	-	-	-	1	25000	25000
Minuwangoda	-	-	-	1	9670	9670	4	49576	49576	7500	7500	5	105950	105950
Meerigama	-	-	-	327	2304000	2304000	-	-	-	37000	37000	-	-	-
Negombo	-	-	-	2	18662	18662	6	58998	58998	-	-	2	35000	35000
Wattala	-	-	-	104	1956000	1956000	-	-	-	-	-	5	125000	125000
Gampaha District	8	40000	40000	902	10731616	7321616	52	725211	725211	362500	362500	56	840500	840500

Divisional Seretariats	Providing Wheel Chairs	Providing Tricycles	Providing Crutches	Providing eye lenses	Issuing elder's Identities	Providing Spectacles	Establishment of Elder's Committee	Directed to Vocational Training	Providing hearing aids	Providing Water Mattresses	Providing air Mattresses	Providing Crutches	Holding mobile services	conducting Medical Clinics
	Physical Progress units	Physical Progress units	Physical Progress units	Physical Progress units	Physical Progress units	Physical Progress units	Physical Progress units	Physical Progress units	Physical Progress units	Physical Progress units	Physical Progress units	Physical Progress units	Physical Progress units	Physical Progress units
Attanagalla	23	3	2	59	624	14	5	9	18	2	-	6	2	-
Biyagama	17	2	2	17	815	737	41	5	25	4	1	10	4	3
Divlapitiya	24	-	2	76	384	1981	114	6	18	-	-	5	5	-
Dompe	18	1	1	58	664	1650	116	8	27	-	-	9	9	16
Gampaha	22	-	6	40	429	25	-	19	4	-	-	-	2	-
Ja-ela	13	1	3	128	857	513	3	4	27	1	3	2	2	2
Katana	-	-	-	65	219	-	-	1	-	-	-	-	-	-
Kelaniya	25	1	-	20	248	711	37	3	22	1	-	-	5	2
Mahara	9	-	-	31	680	-	3	8	-	-	-	1	3	-
Minuwangoda	-	-	-	74	432	-	-	9	-	-	-	7	-	-
Meerigama	-	-	-	27	974	-	5	7	-	-	-	-	-	-
Negombo	9	2	-	51	203	3	9	0	-	-	-	-	-	4
Wattala	12	2	-	93	201	-	-	3	35	2	3	-	5	-
Gampaha District	172	12	16	739	6730	5634	333	82	176	10	7	40	37	27

Counselling Unit

Overall Progress of Psychological Programmes in Divisional level and District Level 2016

No	Counselling Programme	No of Programmes	No of beneficiaries			Venue	Provisions(Rs)	
			Total	M	F		Ministry	Other
01	<ul style="list-style-type: none"> ➤ Commiunity based psycho social programme for women and children ➤ Psychosocial issues identification, prioritize, and preparing intervention plan ➤ Acknowledgement programme for the teachers on Commiunication ➤ Awareness Program for state officials on psychological confusion ➤ Social Development Programme for Children ➤ Counselling Clinics 	01	90	40	50	District Secretariat	48900/=	7180/=
		01	55	30	25	District Secretariat		
		02	70	33	37	District Secretariat		
		01	105	45	60	Divisional Secretariat		
		01	90	55	45	District Secretariat		
		01	67	31	36	Mudungoda North, South, West		

Overall Progress of Psychological Programmes in Divisional level

2016

No	Counselling Programme	No of Programmes	No of beneficiaries			Venue	Provisions(Rs)	
			Total	M	F		Ministry	other
01	Educational Student, Parent,Teacher	100	5261	1890	2788	Gampaha,MaharaKelaniya, Attanagalla,Dompe, Biyagama,Meerigama,Jaela	-	-
02	Acknowledgement of Government Officers	12	1005	348	854	Gampaha,Attanagalla,Kelaniya, Mahara,Meerigama,Biyagama, Jaela	-	-
03	Social Development I. Senior citizens II. Women III. Child societies IV. Youth clubs	23 14 03 11	1057 455 106 1117	259 3 56 413	589 355 50 595	Gampaha,Attanagalla, Dompe,Kelaniya,Mahara,Mee rigama,Biyagama, Divlapitiya, Jaela	85950/=	-

No	Counselling Programme	No of Programmes			No of beneficiaries		Venue	
		Total	M	F	Ministry	Other		
	Psychological Counselling programmes							
Educational Student, Parent,Teacher	100	5261	1890	2788	Gampaha, Mahara, Kelaniya, Attanagalla, Dompe		-	-
Acknowledgement of Government Officers Counselling programme	12	1005	348	854	Gampaha, Attanagalla , Mahara, Kelaniya Meerigama, Dompe ,Biyagama, Meerigama,Jaela			
Social Development Counselling programme I. Senior citizens II. Women III. Child societies IV. Youth clubs	23 14 03 11	1057 455 106 1117	259 3 56 413	589 355 50 595	Gampaha, Attanagalla,Dompe, Mahara, Kelaniya Meerigama, Biyagama, Jaela , Divlapitiya		- 85950/=	-

Overall Progress of Psychological Counselling Programmes in Divisional level
2016

No	Counselling Programme	No of Programmes	No of beneficiaries			Venue	Provisions(Rs)	
			Total	M	F		Ministry	Other
04	Rural Development Programme	27	973	223	839	Gampaha, Attanagalla, Dompe, Mahara, Jaela	-	-
05	Divi Naguma Programmes	05	684	102	582	Kelaniya, Mahara, Jaela		
06	Special Programmes , For Pregnant Mothers ,Social Leaders	32	1480	737	720	Mahara, Meerigama, Attanagalla, Biyagama, Dompe, Jaela, Kelaniya, Divlapitiya	198000/=	-
07	Capacity Building Programmes Displaying banners and other	08 10 01	273 - 70	73 - 38	200 - 32	Attanagalla, Meerigama, Gampaha, Dompe, Mahara, Jaela	20000/=	
	Total	253	12958	4426	8532	-	352850/=	7180/=

1.15 Vocational and Carrier Guidance Programmes

Vision: A Sri Lankan labour force in world level.

Mission: Building a labour force with globally competitive and using whole energy of our human resource for social economic development of Sri Lanka .

The Department Operates through the following three aspects

- Career Guidance Division.
- Employment Creation and Promotion Division.
- Public Employment Service Center.

The Staff

Career Guidance Officers	- District Secretariat	-	03
Human Resource Development Officer	- District Secretariat	-	08
Human Resource Development Officer	- Divisional Secretariats	-	14

Public Career Service Centre

Programme	District Secretariat, Gampaha	Divisional Secretariat- Divlapitiya
Registration of Institutions	169	36
Registration of job expectants	1198	567
Registration of vacancies	1977	1211
Directed into Careers	1271	367
Job Placements	359	123
Directed into trainings	92	23
'Vurthiya Abhiman' Programme	(4)236	1(112)
Career Guidance	325	56

Overall Progress of District Secretariat

Programme	Annual aim			Completed tasks			
	No of programmes	No of beneficiaries	Provisions	No of programmes	No of beneficiaries	Expenditure (Rs)	Remain Provisions (Rs)
Ordinary Level	117	-	-	152	4527	-	-
Advanced Level	105	-	-	113	3924	-	-
Motivation for self employment	2	60	4780/=	24	656	4780/=	-
Winning Vocational challenges	2	60	15900/=	4	104	15900/=	-
Internal Graduates Programme	1	40	34450/=	2	74	34450/=	-
External Graduates Programme	1	40	34450/=	1	50	34450/=	-
Programme for Acknowledgement of teachers	1	40	27700/=	2	99	27700/=	-
Programme for Acknowledgement of Parents	6	300	17460/=	17	806	16970/=	490/=
Vocational Paths Programme	-	-	-	7	1185	-	-
Providing Vocational Counselling	-	1960	-	6	2537	-	-
Improving vocational Performace	-	1600	-	12	1349	-	-
Vocational Counselling for people at risk	112	-	-	83	2354	-	-
Entreprenuer Development Programme	1	30	27600/=	5	140	27600/=	-
Jobs club programme	1	30	34150/=	2	73	34150/=	-
100 Jobs programme	-	-	-	-	-	-	-
Traning Programmes according to needs	12	360	120400/=	23	613	120400/=	-
Garden Management Programme	1	30	31350/=	1	30	31350/=	-
Motivation Programme for free jobs	-	-	-	-	-	-	-
Job Placement Programme in tourism field	-	-	-	-	-	-	-
People at risk	1	30	7950/=	4	92	7950/=	-
Direced to interviews	-	900	-	8	3151	10000/=	-
Job placements	-	-	-	-	319	-	-
Other Programmes	-	-	-	20	2320	-	-
Hold monthly Meetings	12	-	-	-	-	-	-

1.16 Productivity Promotion Programs

Below mentioned the programs in sections, conducted with relevant to the National Productivity Secretariat by the productivity promotion officers, attached to the District Secretariat, Gampaha by the Ministry of Productivity.

1. Productivity promotion Programs for schools.
2. Productivity promotion Programs for public sector.
3. Productivity promotion Programs for private sector
4. Community productivity promotion Programs.
5. Special projects implemented in the district.

District Programmes 2016

Divisions	No of Programmes
Pre- School	28
School	38
Government Sector	34
Private Sector	15
Village	12
GP Cell programme (Institutional)	40
5s Certification (Institutional)	05
<u>Special projects</u>	
01 Kaizen project	15 institutes
02 People's Bank productivity Programme	26 branches
03 National Productivity Awards 2016- Institutes presented	
• Government Sector	46 institutes
• School Sector	80 institutes
• Private Sector	12 institutes
04 District Productivity Workshops	120 institutes

1. Kaizen Entrepreneurs Programs

Kaizen Entrepreneurs Programs is a pilot project implemented in Gampaha District and small and medium scale industries are developed from above programme using productivity concept and this programme has been implemented in 60 institutes. By that,

1. Implementing productivity training programs and institutions.
2. Visiting productivity awarded institutes.
3. Exchanging knowledge in the district in an institutional level.
4. Providing training opportunities in international level.
5. Annual get together and cricket competition.
6. Presenting to national productivity award.
7. Creating new employments.
8. Motivation for investments relevant to extension of business opportunities.

2. In 2016 Production Promotion Programme was implemented with the People's Bank in national level. In accordance 738 branches are activated islandwide and in Gampaha District this programme is activated in 26 branches.
3. Production Promotion Programme for the selected pre schools in divisional level. By three for each divisional Secretariat level, 39 pre schools were selected and those are promoted under productivity concepts.
4. For schools and 40 public and private sector institutes GP Cell green productivity programme is activated.
5. Productivity Medals and Victories won by Gampaha District in 2016
 - a. Gold Medal 01
 - b. First Places 02
 - c. Second Places 07
 - d. third Places 09
 - e. Special Skills 19
 - f. Merit certificates 27

The Institutes, won first, second and third places in National Productivity tournament - 2016

School Section

-Gampaha Rathnawali Girl's College (S1)	-	Gold Medal
Gampaha Bandaranayake Boy's College (S1)	-	First Place
Gampaha Hiripitiya Primary College (S3)	-	Second Place
Gampaha Pallegama Ananda College (S3)	-	third Place
Kelaniya Daranagama Primary College (S3)	-	third Place
Minu/ Horagasmulla Primary College (S3)	-	third Place
Gam/ Mandawala Primary College (S3)	-	third Place

Public Section -

District Bse Hospital, Watupitiwala	-	First Place
Zonal Education Office, Gampaha	-	Second Place
Pradeshiya Sabha, Dompe	-	Second Place
Zonal Education Office, Minuwangoda	-	Second Place
Divisional Hospital ,Dompe	-	Second Place
Zonal Education Office, Dompe	-	third Place

Production and Service Section -

Sri Lanka Telecom- Division Office	-	Second Place
Lotsta (Private) Company	-	Second Place
Lihiniya Aqua (Private) Company	-	third Place
MAS Active (Private) Company	-	third Place
Uswaththa Curd Plc	-	third Place
Biyagama Water Supply	-	third Place

1.17 Sports Activities

Vision

“Sports for a prosperous country through Healthy, Active society”

Mission

“Create a background to show capabilities of Sri Lankans as active, healthy, disciplinarily, and proud nation through the development of sports.”

Objectives

- Help the development of the country, contributing healthy citizens to the country through the sports
- Contribution to create national peace beyond by nationalities, Religions, colours, casts and party divisions
- Bringing the Sri Lankan name to International level through the sports..
- Improving skills by providing required facilities and nutrition to the youth having sports skills after identify them.
- Development of required physical, human, and other resources for the progress of sport.
- Development of sports simultaneously with education for the children, who have sports skills with the competitive education system and maintain their mental and physical health to hold on, in the field of sport after school education.
- Formalization of development and administration in national sport or

Role

Development of human resource

- Providing a formal training for athletes.
- Preparation of required environment to direct athletes to national and international level sports.
- Providing foreign trainings for sports trainers and sport officers.
- Training Sri Lankan trainers using foreign trainers.
- Organization of programmes on technology for providing current technology for sport officers
- Holding sports seminars by national and international sport specialists.
- Awarding sports educational scholarships in national and international level.

Development of infrastructure facilities.

- Creating suitable sports complexes for international competitions.
- Modernization and development of sports stadiums in the level of national and district in various provinces in Sri Lanka.
- Development of rural play grounds.

- Providing sports goods and equipments.

1. **Holding National Sports Festival**

The National Sports Festival was commenced after 1969s divisional level competitions, and in 1972 it was grandly organized as a national festival in Sugathadasa stadium. The main aim of this national sports festival is identification of athletes, who have skills in national level selected from skilled athletes in provincial level and divisional and district level tournaments and directing them to the international level and giving them a formal training.

Programme of Kreedha Shakthi District Pool in year 2016

- Since December 2016, in the 04 zones Minuwangoda, Gampaha, Kelaniya and Negombo for athletics, volleyball, football, cycling, Wushu, boxing, tayikonḍō and Karate, 68 pools were established in the district and they have been given monthly allowance of Rs .1,440.00 as a financial support.
- Providing funds for modernization of Play Grounds in the district by the Ministry of Sports.
- Implementation of the District Sports Complex in Watupitiwala.
- Combined with the Ministry of education to identify every Grade 7 student of their sports skill by doing a fitness test and form a pool.
- Train the skilled players in Gampaha district to national and international level.
- Hold monthly training camps to identify skilled players.
- The all island championship was won by the western province.
- Hold sports events in all the 13 divisions in the district, separately.
- Hold the sportsmeet of Gampaha district.
- Maintain the training centers in every divisional secretariat.
- Maintain the playground of Gampaha Sribodhi Vidyalaya with the relevant facilities to the players.
- Modify one playground for each division, by using 5 lacs for each, allocated by the central government.
- So many players of Gampaha district were won in international and national level tournaments.
- Introducing under 16 tournaments to search for skilled players in second level in divisional sportsmeet.

1.18 Child Rights Promotion Division

Programmes Conducted Under Child Rights Promotion Division

No	Programme	No of programmes conducted	No of beneficiaries	Provisions spend(Rs)
01	Awareness programme on child abuse and protecting child rights	Parents awareness Programmes 06 Teachers awareness Programmes 05.	1200 parents	250 000.00
02	Awareness programme for children on child abuse and protecting child rights	Child awareness Programme 05	650 children	45 000.00
03	Welfare programme for street children	02 awareness programmes on a Beautiful Childhood/ An attitude development programme and educational trip for children/Hold an exchanging experience Programme/ Giving educational equipment for students/ Hold medical and dental clinic for street children and their parents/ Giving sports equipment for street children/ giving library books for the street children	Street children and 100	2 15 000.00
04	Capacity development programme for children in child development centres	06 Capacity development programmes for children in child development centres and 02 quiz competitions	590 children	190000 00
05	Activate District Children Council	Holding 04 sessions of District Children Council and 02 awareness programmes	65 members of District Children Council	65 000.00
06	Holding a capacity building programme and progress review of Child rights promotion officers.	01 capacity building programme and 10 progress review programmes.	21 Child rights promotion officers.	88 000.00
07	Programme of obtaining information from the children about on activation of child rights	02 programmes from District Children Council and Child development Center.	65 members of District Children Council and 15 children of children's clubs	62 500.00
08	Hold a programme for develop child skills	01 District Programme	365 children of District Children Council and divisional children Council.	150 000.00
09	Strengthen the rural child protection committees	Make aware of 250 rural child protection officers on child protection.	250 rural child protection officers	130 000.00
10	Total			1,195,500.00

Early Childhood Development Programme

	No of committees	Rs.	Aruna Dakina Rata aesthetic programme(Rs)	Early childhood protection (Rs)	Poshana Manpetha Programme(Rs)	Home based programme(Rs)	World children's dar programmes(Rs)	Lama Diriya teacher allowance(Rs)	Monthly progress review meetings(Rs)	Kiri Veeduruwa Programme(Rs)	Development standards programme	Sellam Midula Programme
District Secretariat	03	36570/=	1500/=	43200/=	-	32000/=	7500/=	-	15400/=	-	-	-
Biyagama	02	2000/=	6000/=	8000/=	8000/=	5200/=	12000/=	30000/=	-	-	15000/=	-
Katana	02	2000/=	6000/=	8000/=	8000/=	5200/=	12000/=	48000/=	-	-	15000/=	-
Meerigama	01	2000/=	6000/=	8000/=	8000/=	5200/=	12000/=	189000/=	-	-	15000/=	44160/=
Minuwangoda	03	2000/=	6000/=	8000/=	8000/=	5200/=	12000/=	300000/=	-	-	15000/=	-
Attanagalla	01	2000/=	6000/=	7600/=	8000/=	4900/=	11400/=	57000/=	-	-	14250/=	-
Divlapitiya	-	-	-	-	-	-	-	105000/=	-	144271/=	15000/=	-
Ja-ela	01	2000/=	6000/=	8000/=	8000/=	5200/=	12000/=	57000/=	-	57648/=	15000/=	-
Gampaha	02	1460/=	6000/=	8000/=	8000/=	5200/=	12000/=	60000/=	-	63948/=	15000/=	-
Kelaniya	01	2000/=	6000/=	8000/=	8000/=	5200/=	12000/=	141000/=	-	-	15000/=	-
Mahara	01	1780/=	6000/=	8000/=	8000/=	5200/=	12000/=	138000/=	-	-	15000/=	-
Dompe	02	2000/=	6000/=	8000/=	8000/=	5200/=	12000/=	132000/=	-	-	15000/=	-
Negombo	02	1970/=	5990/=	8000/=	8000/=	5200/=	12000/=	63000/=	-	66000/=	15000/=	50000/=
Wattala	02	2000/=	6000/=	8000/=	8000/=	5200/=	12000/=	195000/=	-	797228/=	15000/=	-
Total	23	59780/=	59780/=	73490/=	138800/=	94100/=	10900/=	1545000/=	15400/=	1129095/=	194250/=	94760/=

Nutrition allowance of Rs.20000.00 for Pregnant Mothers - 2016

No	Divisional Secretariat	Registered mothers for the year	Nutrition bags provided for the year (beneficial Mothers)	No of new mothers added	True Expenditure (Rs)
1	Biyagama	19263	17600	2464	35,200,000.00
2	Mahara	17823	17823	2161	35,646,000.00
3	Negombo	10611	10447	1574	20,880,315.00
4	Divlapitiya	19602	18025	1790	36,050,000.00
5	Dompe	23925	20805	3149	41,610,000.00
6	Ja ela	13455	12308	1627	24,616,000.00
7	Meerigama	17668	21815	2197	43,630,000.00
8	Minuwangoda	19451	18473	2444	36,946,000.00
9	Gampaha	19087	18401	2154	36,802,000.00
10	Attanagalla	22905	22435	2424	44,870,000.00
11	Kelaniya	9300	9300	4029	18,528,608.00
12	Wattala	12440	11632	797	23,264,000.00
13	Katana	17872	17049	2179	34,098,000.00
	Total	223402	216113	28989	432,140,923.00

Kiri Veeduruwa Programme- 2016

No	Division	No of Pre schools	No of beneficiaries	Expenditure (Rs.)
1	Divlapitiya	3	86	144,271.00
2	Negombo	1	54	66,000.00
3	Jaela	2	97	57,648.00
4	Gampaha	2	53	63,948.00
5	Wattala	30	640	797,228.00
	Total	38	930	1,129,095.00

1.20 District Child Protection Authority

Activity - Inter School Debate Competition on Child Protection

In order to popularize the topic, Inter School Debate Competition on Child Protection held on 11/06/2016 at Gampaha Sidhartha Kumara College. 38 Sinhala medium and 4 Tamil medium Debate groups were participated for the activity. Provisions of Rs. **.85,930.00** were provided.

About 160 school child protection committees were formed in the district up to now. Out of this in order to make a secure school, 60 schools were presented 60 complain boxes named, 'Sinaha Kandulu Pettiya' to present the complains and suggestions for the students On 20/09/2015. Provisions of Rs. 48000.00 were provided.

Awareness Programmes

1. Awareness programme for the students of National Colleges of Education- Awareness programme for the students of National Colleges of Education on Child Protection was held on 21/10/2016 at Hapitigama National College of Education with participation of 330 student teachers. Provisions of Rs. . 59250.00 were provided. From that Rs. 57210.00 were spent and remained Rs. 2040.00 were directed to the authority.
2. Awareness Programme of community on child protection in rural level – This programme was conducted on 16/12/2016 in Yawajeewa Nana Sarana Centre in Negombo. Provisions of Rs. 5000.00 were provided. 60 civil leaders were participated for this programme.
3. Establishment and strengthen of School Child Protection committees were held in Walpola Maha Vidyalaya connected with Eluwapitiya Maha Vidyalaya, Kuruwamulla maha Vidyalaya and Yatawaka Maha Vidyalaya on 29. 11. 2016. On 29. 12. 2016, the committee was held in Ambaralu Mihindu Junior School and Ambaralu Maha Vidyalaya. Provisions of Rs. 15000.00 were provided and about 150 were participated.
4. 'Surangana Lama Gammana' Programme – Under the theme of 'The Children in a secured Environment will protect the Future' plaques were established in North Keselwatugoda, Madagama, Galoluwa, Galhotamulla, Bandiyamulla. Provisions of Rs. 1000.00 were provided.
5. Programme of Supervision of Orphanages – For the first step provisions of Rs. 17250.00 was provided in Gampaha, Negombo and Poogoda. For this programme Medical Officer of Health, Child Rights Promotion Officer, Probation Officer and District Officers were participated and it was held on 12. 07.2016. The second step was supervision of 10 orphanages. For this Rs. 15000.00 were given as provisions. All the above officers were participated and this was held in Negombo and Gampaha Probation Divisions.
6. For the progress review meeting of the divisional officers, Rs. 37,800.00 provisions were provided and spent Rs.22,800.00. Remaining Rs. 15000 was sent to the ministry.

1.21 Woman Affairs

The physical and financial progress of Woman Development Programmes in Gampaha District-2016

No	Name of the programme and activity	Divisional Secretariat	Annual budget provisions	Date of the programme	True expenditure	No of beneficiaries
01.	Livestock Program	Meerigama	127000.00	2016.04.08 2016.10.25	1267500.00	12
02.	Life skills and Genital Health Program for teenage girls.	Meerigama	20000.00	2016.06.10	18505.00	193
		Negombo	20000.00	2016.02.23	20000.00	76
		Kelaniya	20000.00	2016.02.25	20000.00	240
		Attanagalla	20000.00	2016.02.29	20000.00	200
03.	Nutrition Programme for a healthy life.	Biyagama	24650.00	2016.06.11	24650.00	83
		Minuwangoda	30000.00	2016.05.14	26500.00	80
		Minuwangoda	25500.00	2016.05.12	25000.00	100
04.	Motivation programme on searching for Income generating paths.	Jaela	28000.00	2016.02.15/16	28000.00	50
		Minuwangoda	28000.00	2016.03.18/21	28000.00	50
		Biyagama	28000.00	2016.02.15/16	28000.00	53
		Divlapitiya	28000.00	2016.03.4/5	28000.00	50
		Dompe	28000.00	2016.03.18/19	28000.00	50
05.	Vocational training programme	Kelaniya	50000.00	2016.03.12	50000.00	10

06.	Strengthen the Women's Organizations web.	Wattala	15000.00	2016.03.03	15000.00	50
		District Secretariat	15000.00	2016.04.01	14600.00	52
07.	Empowering migrant women economically, within the country.	Meerigama	25000.00	2016.08.20	25000.00	01
08.	Empowering Widowed women economically, within the country.	Minuwangoda	200000.00	2016.05.20	200000.00	13
		Kelaniya	150000.00	2016.08.13	150000.00	09
		Meerigama	150000.00	2016.12.27	150000.00	17
		Wattala	80000.00	2016.12.31	40000.00	04
		Kelaniya	10000.00	2016.12.31	10000.00	01
		Mahara	15000.00	2016.03.28	15000.00	100
09.	Empowering imprisoned women socially.	District Secretariat	76000.00	2016.10.12	76000.00	126
10.	Awareness Programme for Garment women workers on preventing them from vulnerability of women violence.	Biyagama	27750.00	2016.08.15	27750.00	105
11.	Awareness Programme on violence based on gender issue.	Wattala	25500.00	2016.05.12	25500.00	100
		Meerigama	25000.00	2016.09.30	25000.00	97
12.	Awareness Programme on International Women's Day.	Biyagama	20000.00	2016.04.08	20000.00	85
		Negombo	20000.00	2016.04.04	20000.00	76
		Kelaniya	20000.00	2016.03.31	20000.00	130
		Minuwangoda	15000.00	2016.05.02	1000.00	50
		Wattala	20000.00	2016.04.08	20000.00	100
		Meerigama	20000.00	2016.07.04	20000.00	52
		Katana	20000.00	2016.03.31	16475.00	63

1.22 Cultural Affairs Division

- The vision of the Department of Cultural Affairs is to build a blissful country through full of daring, disciplined, beautiful hearted people.
- Hold Sri Lanka as a developed country, with a proud nation through protection, preservation, promotion and advertising Sri Lankan national heritage as a powerful catalyst in leading the development goals that meet the cultural identity.

Perahara Organization

- Annual Duruthu Maha Perahara of Kelani Raja Maha Vihara – Udimaluwa Perahara was held from 19.01.2016 to 22.01.2016 grandly and the coordination was done among government and non government institutes to supply all required facilities.
- Organised Buddha Jayanthi Perahara of Handala Purana Viharaya / Annual Perahara of Warana Raja Maha Viharaya / Binara Maha Perahara of Bothale Sri Gotabhaya Raja Maha Perahara / Sangamittha Perahara of Pahalagama Viddya Ravindha Priwena / Vaysakkiya Themagula Maha Perahara of Gamapaha Sama Viharaya.
- Annual feast of St. Jude church, Indigolla was held on 29 and 30 October in 2016 and its coordination was done among government and non government institutes.

Nidahase Seemawa Ahasa – Drawings of the Pre - School Children

Pre school teachers were acknowledged in Gampaha District of the competition and all the students were directed to draw freely and selected 350 drawings were exhibited in Veyangoda Cultural Centre. Those students were given certificates on 05.05.2016. The concept of the programme was direct the children into a creative and free thinking and remove the tradition of make the children to draw elder's ideas.

Examination of National Cultural institute.

Applications were called from the students of cultural institutes during the age 15-25 and directed them to the Cultural Affairs Department. The exam will be held on 2017.

National Literary Competition and District National Literary Art Festival

- Direct the literary works, won in divisional level to district level competition and district level winners to the national level competition.
- District competition was held in all three languages Sinhala, English and Tamil. 90 places were selected for 35 events in the competition.

Gampaha District Literal Art Festival 2016, simultaneous to National Literal Art Festival was held on 28th October 2016 at Yasodharadevi Balika Collage, Gampaha in grand level with the concert performed by the musician Mr. Saman Lenin and held the price giving with participation of about 600 students and special guests.

On 05.08.2016 Veteran anthropologist Sunil Ranasinghe conducted the "Cultural Anthropology Program" at the district secretariat auditorium for the batch members.

The progress review meeting of Cultural Officers of Divisional Secretariat in Gampaha under the patronage of Mrs. Anushya Gokula, Director of Cultural Affairs was held on 2016.08.22.

Annual Programs conducted by the District Writer's Association of Gampaha

Programs implemented in the year 2016 jointly with Gampaha District Writer's Association, headed by District Secretariat.

- To held the Gampaha District Writer's Association Literary Festival, the best novel, best short storybook and best anthology were selected in print media and for Manuscript section the best novel, best short storybook, best anthology and the best Children's book were selected. The Literary Festival was held on 29. 10. 29. And the annual magazine of the Association, "Pratibimbha" was launched on the same day.
- On the 18th of August, 2016, the book "Diya Kanduru" was published by Kalyanarathne Ranasinghe.

The books reviewed by the Writer's Association - 2016

No	Author	Name of the book	Critic
01	Mr.Dilan Nuwarapakshhe	Kiri Suwanda	Mr. De. Vi. Gallage
02	Mr.SunilD. Marasinghe	Suwanda Hamana Mal	Mr. Newton Gunasekara

Gampaha District Disabled Art Festival

The festival was held at Chandjothi Vidyalaya, Yakkala on 25th January, 2016. We received 236 applications, out of which 135 participated in various events. The winners were presented with tea, lunch, and gifts.

Registration of New Cultural institutes.

12 Cultural institutes were registered in Gampaha District in 2016.

No. of the Cultural institute.	Registered No.	Divisional Secretariat
Thandeshwari Cultural institute	GM - 225	Dompe
Sineru Cultural institute	GM - 226	Katana
Ginuri Cultural institute	GM - 227	Jaela
Rimali Cultural institute	GM - 228	Biyagama
Dilena Tharu Cultural institute	GM - 229	Biyagama
Deshani Cultural institute	GM - 230	Biyagama
Thalanoopa Cultural institute	GM - 231	Meerigama
Halana Cultural institute	GM - 232	Meerigama
Ashawari Cultural institute	GM - 233	Mahara
Haranga Cultural institute	GM - 234	Attanagalla
Mathra Cultural institute	GM - 235	Biyagama
Irimathi Rasadari Cultural institute	GM - 236	Meerigama

1.23 Buddhist Affairs Division

Coordination

- Ministry of Buddha Shasana and Religious Affairs
- Department of Buddhist Affairs

Functions for Development in the Field of Daham School

Distributing Damma School text books and other books.

Daham school text books 2016 and other required books were distributed to 238,259 students and to 11,646 teachers in 755 Daham schools which were implemented within the district and for this purpose approximately Rs. 19,398,307.51 has been expended.

Provide library allowances for Daham school teachers.

Library allowances of annually Rs.2,000 per teacher have been provided to all Daham school teachers who have obtained one year experience and above 18 years of age. According to that Rs. 19,204,000.00 (Eighteen million ninety thousand rupees) have been divided in 2016 for 9,602 Daham school teachers. In addition according to the government new budget, it was provided approximately Rs. . 27,950,400.00 for the teachers of daham schools, who have completed 6 months, for the months June to December Rs. 200.00 for each month.

Conducting of Dhaham School Examinations.

Conducting year end final examination for Daham School 6 -10 grades by the Department of Buddhist affairs in island wide and issued certificates to all students who passed.

Year	Number of Centres	Number of Students participated	Amount spent
2016	890	106,235	Rs.1,062,350.00

Daham School Teachers Certificates Examination

Daham School Teachers Certificates Examination for Daham School Teachers was held at Yasodara Devi Central Collage Gampaha on 28. 05. 2016 and 550 applicants were participated for this examination.

Programme of Evaluation Skills of Dhaham School Students

After evaluation of divisional level, district level evaluations were held on 27/11/2016, in Bandaranayake College, Gampaha and then the selected students were directed to the all island evaluation. Gampaha district won the third place in all island level, which was held 25th, 26th and 27th of december 2016 at Sanghamitta college, Galle. Gampaha District has won the second place in the islandwide.

“Dhaham Sarasaviya” Programme

This programme is conducted with the objective of improving the knowledge of Dhaham School Teachers and giving them opportunity to enter higher education. This programme is conducted in collaboration with University of Sri Jayawardanepura and Pali and Buddhist University. 80 Dhaham school teachers were selected from an interview held in 2016 and this course was held in International Sama Maha Vihara, Gampaha. In April 2017 lectures will be completed and the exam will be held in June or July in 2017.

Promotion Course for Pali Language

Pali language Promotion Course was held in order to improve the knowledge of pali language of daham school teachers and in 2016 and it was held in Bandiyamulla Vidyasekara Pirivena. Gampaha. Lectures for this course were completed in December 2016 and examination will be held in February. Department of Buddhist affairs spend about Rs. 76,420.00 for this course.

Functions for the development and maintenance of Temples

Providing donations for Temple

Donations were provided for temples under various subjects by the Ministry of Buddha Sasana and Religious Affairs and Department of Buddhist Affairs.

Accordingly Rs. 3,200,000.00 of money has been provided for the under developed temples in Gampaha district by the Ministry of Buddha Sasana and Religious Affairs. In addition, under Pooja Bhoomi Development Rs. 2,500,000.00 has been provided. And Rs 8,175,000.00 were provided for the development of Daham school development. For the Perahara 25,000.00 and for buildings of Daham schools Rs. 700,000.00 were provided. Rs. 350,000.00 has been provided for daham school equipments. In addition Rs. 124,000.00 has provided to Shasanarakshaka Equipments.

Providing donations for funerals.

Department of Buddhist Affairs , Rs 250,000.00 has expended for the funerals of priests lived in Gampaha district in year 2016.

Other functions performed

- **Alms giving on 08.03.2016 in Temple Trees**

Organized the event of Gampaha District Representatives of 128 buddhist monks to participate for the alms Giving in Temple Trees with participating thousand monks.

- **Commemoration of Srimath Anagarika Dharmapala**

To commemorate 152nd birth day of Srimath Anagarika Dharmapala, a lecture was held with the theme of socialize the thinkings of him to build the future generations good qualities and a short feature film was screened of the life of Srimath Anagarika Dharmapala. For this program, which was conducted by the Presidential secretariat, had cost nearly Rs. 42,000.00 and Over 200 A/L students from 13 Divisional Secretariats of Gampaha District were participated for this program.

02. Explosive License Division

2.01 Main activities of this division

1. Issuing explosive permits and premium articles to possess, and obtain explosive material for commercial granite industry in small, medium and large scale quarries.
2. Issuing explosive permits to remove stones, which are obstruct the way of digging a well, making a building foundation or making a road.
3. Participation in explosion and combined field researches, held by Central Environment Authority, mining industry or geographical surveys for commercial granite mining.
4. Issuing permits for suppliers of explosive materials to give authorized dealers and examining their stores and ledgers.
5. Issuing explosive permits that are needed in the production of Ayurvedic drugs.
6. Issuing explosive permits for manufacturers of matches.
7. Issuing explosive permits for manufacturers of mosquito coils.
8. Issuing explosive permits for manufacturers of incense sticks.
9. Issuing explosive permits for manufacturers of fireworks.
10. Issuing premium articles to get Potassium Nitrate, used in fireworks under explosive materials act.
11. Issuing license to export of explosive materials.

2.02 Issued permits/licences (according to type) and revenue received as permits / licence fees in year 2016

Issuing permits for explosives	Progress	
	No. of Permits	Income (Rs.)
1. For granite industry in small, medium and large scale quarries.	298	139,250/-
2. For removing stones, which are obstructing the way of digging a well, or making a road.	21	3,250/-
3. For manufacturing of ayurvedic medicine.	01	500/-
4. For manufacturing of matches.	02	4000/-
5. For manufacturing of mosquito coils.	02	500/-
6. For manufacturing of incense sticks..	01	250/-
Total	335	147,750/-

Issuing license for explosives	Progress	
	No. of Permits	Income (Rs.)
1. For manufacturing of fireworks.	153	136,000/-
2. For selling fireworks	226	101,750/-
3. For exporting fireworks	01	1,000/-
4. For manufacturing of water jel, stone gun powder and service thread.	03	1,500/-
5. For export raw materials, used in manufacturing of water jel explosives.	01	5000/-
6. For export Nitro Celulose used in paint industry under explosives act.	06	30,000/-
7. For export calcium nitrate used in manufacturing of rubber gloves under explosives act.	05	25,000/-
8. For authorized explosive sales representatives.	14	28,000/-
Total	409	328,250/-

02.03 Used quantity of explosive materials (for large scale industries)

There are 2 manufacturing industries in Gampaha district, using explosive materials. They are Mining Industry and Fireworks industry. Used quantity of explosive materials for large scale, medium scale and small scale commercial mining industries in 2016.

1. Water jel	Kilo gram	31,300
2. Amonium Nitrate	Kilo gram	213,900
3. Stone gun powder	Kilo gram	1,453
4. Security service thread	Meter	530,200
5. Detonators	Numbers	251,000
6. Electric Detonators	Numbers	49,000

By using above quantities of explosive materials it had been manufactured 500,000 cubes of mines according to criterias of Geographical surveys and Mines Department.

Used quantity of explosive materials for fireworks industry in 2015.

1. Potassium Nitrate	Kilo gram	310,900
2. Potassium Clorate	Kilo gram	32,250

By using above quantities of explosive materials it had been manufactured 3,109,000 kgs fireworks according to criterias of Defence Ministry.

03. DISTRICT PLANNING SECRETARIAT

03.01 Overall Progress

Covering the 13 divisional secretariats, with the provisions of ministry of National Policy and Economic Affairs the decentralized budgetary program, the rural infrastructure development program, district infrastructure development program, the special road development program with the provisions of Ministry of Home Affairs, and with the provisions of the ministry of Municipal and Western Development 'Sukhitha Purawara' program were completed in the year 2016 in Gampaha District.

NO.	Component	No. of approved projects	Total value (Rs.)	No. of completed projects	Total paid amount
1	Decentralized budgetary program - 2016	1093	302.51	1089	292.59
2	Rural infrastructure development program - 2016	2581	1105.00	2554	1067.42
3	Special district infrastructure development program - 2016	208	201.28	205	165.05
4	Special road development program - 2016	10	562.25	8	520.06
5	Continuous projects	4	8.98	4	7.98
6	'Sukhitha Purawara' program	5	8.49	5	6.89
Total		3,901	2188.51	3,865	2059.99

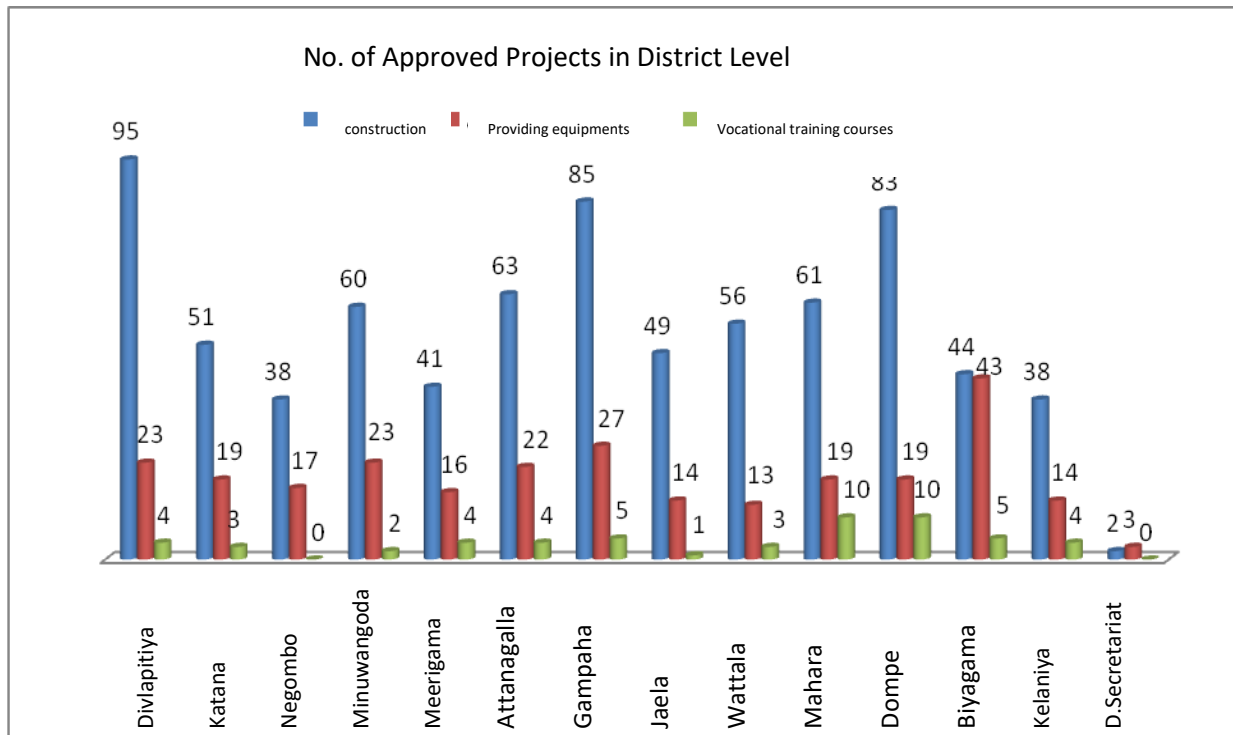
- Rs. 254 Millions are due to be paid in 2017 as the bills in hand.
- The detailed progress of the development programmes activated in Gampaha District are mentioned below.

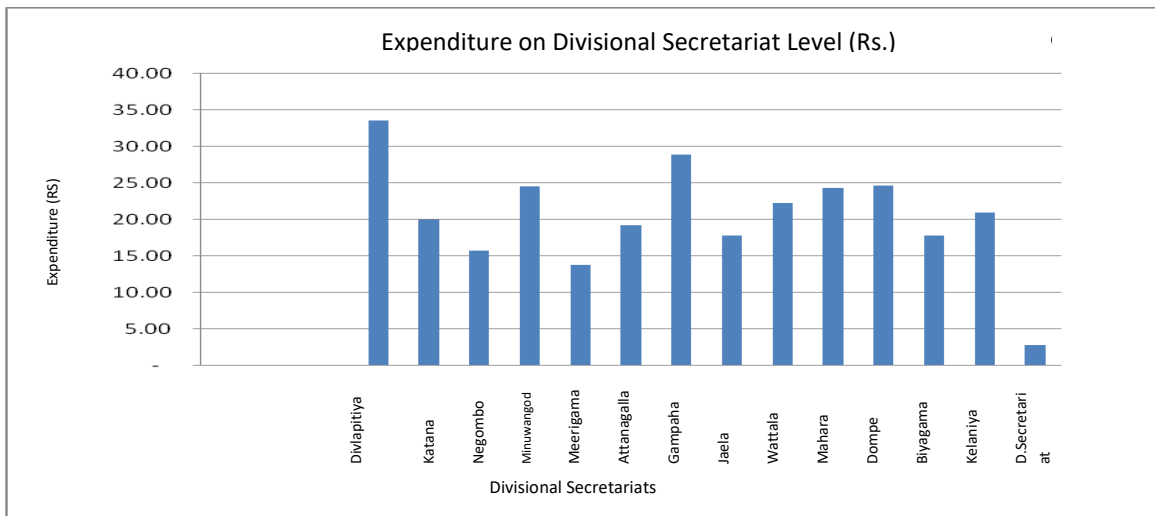
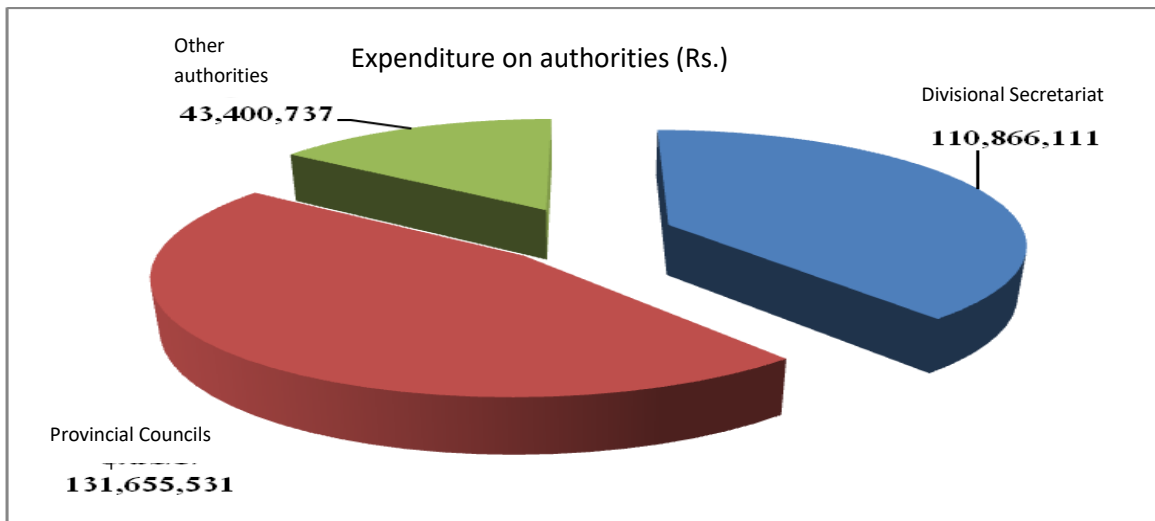
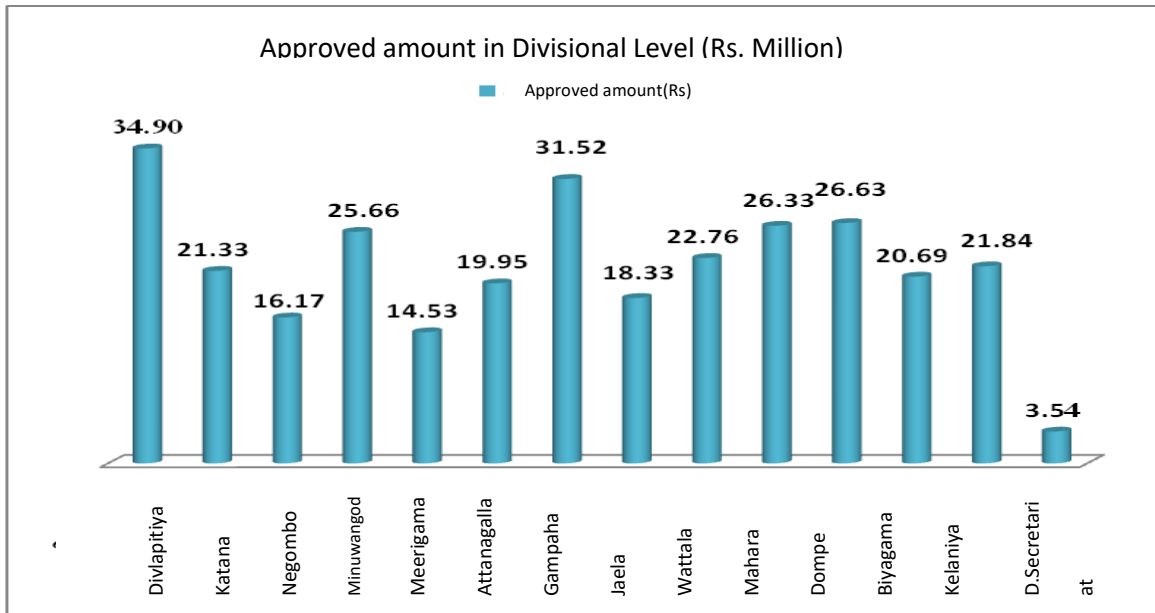
03.02 Decentralized Budgetary Program - 2016- Gampaha District

The Decentralized budgetary program was activated through the provisions of the Ministry of National Policy and Economic Affairs, to develop economic, cultural, social and religious affairs in rural areas, which were not allocated provisions from linear ministries, provincial councils and other institutes.

Under the Decentralized budgetary program provisions were allocated for the 18 parliament members in Gampaha district and 8 national list members of parliament. In accordance, less of 70% of provisions of 18 members were allocated to infrastructure facilities development projects and the remaining of 30% were allocated to social welfare.

Covering 13 divisional secretariats in the district, 1093 projects valued of Rs. Million 302.51 were approved and activated and at the end of the year, 2016 1089 projects were completed. For 1087 projects Rs. Million 292.59 was paid.





03.03 Rural Infrastructure Development Program - 2016 - Gampaha District

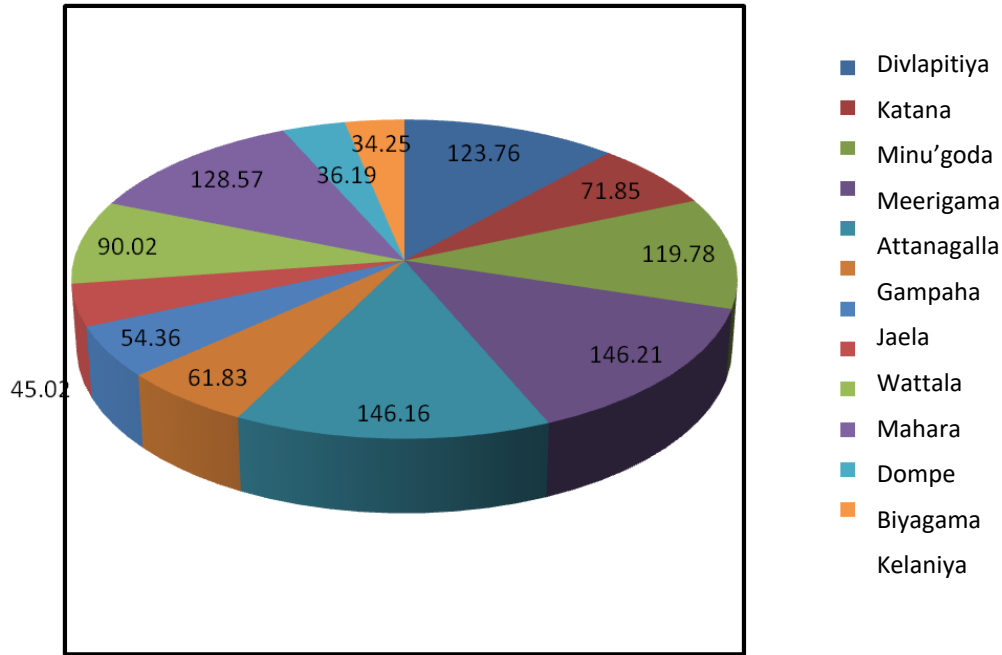
Rural Infrastructure Development Program- 2016 was started under the provisions of ministry of National Policy and Economic Affairs in order to reach the following objectives. To develop the low income families, to strengthen the rural economy widen basic infrastructure facilities and prepare the environment for social development.

Under this programme 2581 projects of 1105 GN divisions, which were not included in the municipal council areas, were identified to be activated covering 12 divisional secretariats in Gampaha district. Projects identified by committees were implemented after the approval of the Regional Coordinating Committees and the District Coordinating Committee. As at 31.12.2016, 2554 projects have been completed and Rs. 1067.42 million in financial progress.

The summary according to divisions as at 31/12.2016

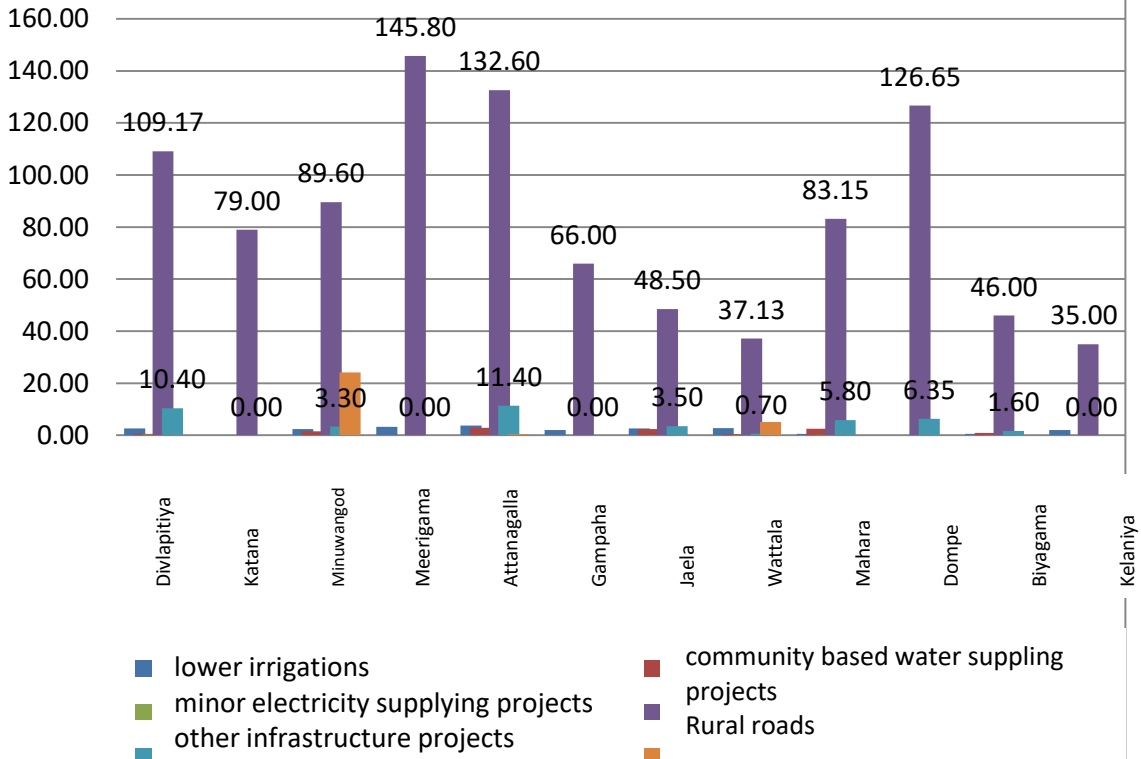
Divisional Secretariat	Activated GN Division	Approved amount (Rs. million)	Approved no. of projects	Expenditure (Rs. million)
Divlapitiya	123	123.00	271	123.76
Katana	79	79.00	138	71.85
Minuwangoda	121	121.00	438	119.78
Meerigama	149	149.00	305	146.21
Attanagalla	151	151.00	352	146.16
Gampaha	68	68.00	134	61.83
Jaela	57	57.00	92	54.36
Wattala	46	46.00	139	45.02
Mahara	92	92.00	247	90.02
Dompe	133	133.00	303	128.57
Biyagama	49	49.00	111	36.19
Kelaniya	37	37.00	51	34.25
Administration cost				9.42
Total	1105	1105.00	2581	1,067.42

The summary of expenditure according to divisions



The Summary according to Units

Expenditure (Rs million)



03.04 Special Program for District Infrastructure Development - 2016

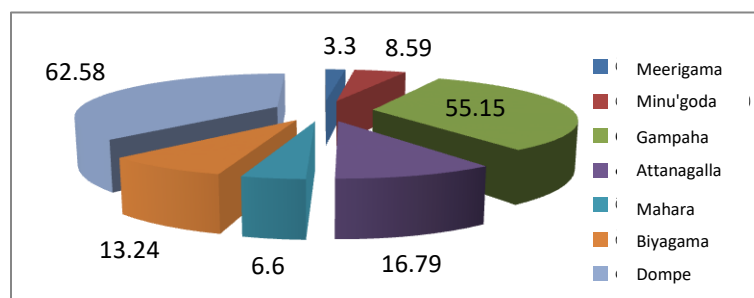
This program was implemented in Divisional Secretariats of Minuwangoda, Mirigama, Gampaha, Attanagalla, Mahara, Biyagama and Dompe in Gampaha District. A large number of road projects that were not covered by other development programs in the Gampaha district were covered.

208 projects were implemented including under the 1 stage 199 projects and under the 11 stage and 9 projects. As at 31.12.2016 for 205 projects were completed including its payments. Two projects were carried out in the Dompe divisional secretariat division and one project in the Gampaha divisional secretariat area was covered in 2017.

Accordingly, Rs. 201.28 million has been allocated for this program and Rs. 165.05 million financial progress has been gained.

Divisional Secretariat Level

No.	Divisional Secretariat	Amount (Rs)	Physical progress		Total
			Activating	completed	
1	Meerigama	4,061,758		2	3,297,213
2	Minuwangoda	8,999,231		12	8,587,267
3	Gampaha	72,959,088	1	82	53,946,590
4	Attanagalla	18,010,690		11	16,788,775
5	Mahara	7,877,872		4	6,605,679
6	Biyagama	15,569,460		28	13,242,949
7	Dompe	73,806,130	2	66	62,582,664
	Total	201,284,228	3	205	165,051,137



03.05 'Sukhitha Purawara' Programme - 2016

The "Sukhitha Purawara" program was implemented in the two Divisional Secretariats Jaela and Dompe in the Gampaha District for the year 2016, under the provisions of the Ministry of Higher Education and Western Provincial Council. Road development projects were implemented, Under this programme.

Under this programme for 1 project of Dompe divisional secretariat and 5 projects of Jaela divisional secretariat 8.5 millions were given by the Ministry. In Jaela divisional secretariat the project named "Peralanda Road from Anniyakanda Hospital junction to Kandana railway station adjacent to Ganemulla cross road side drainage system "was abolished and the rest of the projects could be completed by 2016.12.31.

No	Divisional secretariat	Name of the project	Estimated amount(Rs)	Total expenditure(Rs)
1	Dompe	Develop Samya Sewana Road	1,499,958	1,443,994
2	Jaela	Develop Ragama - Vihara mawatha lane	1,500,000	1,644,591
3		Carpeting and repairing the Kandaliyadda Paluwa road	1,500,000	1,659,665
4		Concreting 04 Home lane of Farm Homme Estate	500,000	549,050
5		Development of the road to the housing scheme named 'Samarapak' of South Batgama Kapuwagara road	1,500,000	1,601,868
6		Preparing the side drainage system of Peranlande Road, Anniyakanda Hospital junction, Kandana railway crossing at Garadamulla Cross Road from Peralanda	2,000,000	-
Total			8,499,958	6,899,167

03.06 Carpeting Provincial Roads Special Program – 2016

On the special request made by the District Coordinating Committee and Divisional Coordinating Committee, in the year 2013, 8 projects at Dompe and Gampaha Divisional Secretariats have been stopped in Rs. 562.25 million were allocated for this purpose and this area was carpeted of 33.2 Km.

In addition, the drainage system of the Bolella Palliya Road in Gampaha District was completed in two phases after the completion of these projects. For these 10 projects, Rs. 265.48 and 254.58 bills are due to be paid in 2017. 8 projects were able to achieve 100% physical progress and on 2 projects could not be achieved 100% physical progress.

These projects were implemented by the Western Province Road Development Authority and the Road Development Authority functioned as the inspectorate.

03.07 Gampaha District Coordinating Committee Meeting

The District Coordinating Committee is the main committee in the district, which all development programs in the Gampaha District are discussed and policy decisions taken regarding the issues that arise.

The Committee comprises of District Development Committee, Divisional Coordinating Committees (13), Housing Committee, Environment Committee, Agriculture Committee, Fisheries Committee, Samurdhi Committee, Price Committee, Ama Committee, Sasanarakshaka Balamandala Committee and forest committee.

The Secretary of this committee consists of the Parliamentarian of Parliament, Provincial Councils, Heads of Local Government and all government institutions and Heads of Departments. The Secretary is the District Secretary and the District Secretariat is the Secretariat.

In year 2016 three Coordinating Committee Meetings were held with the Co-Chairman of the Co-ordination Committee, Hon. Chief Minister of the Western Province, Isura Dewapriya, Hon. Sudharshini Fernandopulle, the Minister of Urban Development and Member of the Gampaha District Parliament, Hon. Ajith Mannapperuma.

Special meetings

A coordination meeting was held on 22. 05. 2016 with participation of the political authority, the Gampaha District Government chief officers, Armed forces and police officers, with the objective of formulating a program to continue to implement programs to eradicate the people from the situation, for those who were in the affected areas of vulnerable floods since May 15, 2016.

A special District Coordination Committee meeting was held on 02nd of 2016 under the patronage of the Political Authority, Secretaries to the Ministries, Government Departments and Heads of Departments under the patronage of His Excellency the President, Mr. Maithripala Sirisena to further develop the Gampaha District.

02. District Divineguma Office

4.01 Livelihood Development Program - 2016

Under Livelihood Development Program Rs. 2.03 millions for 80 Agricultural development projects and Rs. 1.44 millions for 314 Livestock Development projects, Rs. 0.63 Millions For 16 fish development projects and 397 small scale industrial and enterprise development projects amounting to Rs. 6.54 Mn. And 303 Vocational Training Projects worth Rs. 10.61 was spent.

(Form 01)

4.02 Wildlife Crops and local yams Promotion Program – 2016

Under Wildlife Crops and local yams Promotion Program - 2016 in the divisional secretariats home garden cultivation program was implemented to cultivate local yams green vegetables in home gardens under home gardening program and Rs. Million. 2.03 was spent.

(Form 02)

4.03 Making a ‘No poisonous food’ country

For this program Rs. Million. 2.03 was spent.

(Form 03)

4.04 Marketing Development Programme – 2016

Accordingly, 32 mobile units and stalls have been opened at a cost of Rs. 1.38, and the Business Establishment program was established at a cost of Rs. 0.64 Mn., Training program was Rs. 0.48 was spent.(Form 04)

4.05 Implementation of Projects through the Living Economy Development Cycle Loan - 2016

For the Livelihood development loan revolve around 52 agriculture projects amounting to Rs. 12.03 million, 37 animal husbandry projects at a cost of Rs. 2.16 million and 569 industrial projects at a cost of Rs. 259 projects for 221 projects and 12.98 projects. 52.78 has been released.

(Form 05)

4.06 Diriya Piyasa Housing Program – 2016

39 new houses were constructed under the Diriya Piyasa housing program in 2016. Rs. 5.85 Mn. Has been provided to them by Divineguma Bank Association.

(Form 06)

4.07 Social Development Program - 2016

Rs.1,171 Mn. Has been spent to provide children's societies at national level achievements under social development program, while 13 social service development villages have spent Rs. 1.37 had been spent. International day commemoration programs worth Rs. 0.326, and happy family program is Rs. 0.332 mn, Advisory Programs Rs. 0.239 million. Social development programs amounting to Rs. 2.45 had been spent.

(Form 07)

4.08 Construction, Repairs, and Rehabilitation of Samurdhi Banks & Maha Sangam. - 2016

Rs. 3.40 million was spent for the construction and repair of 10 Samurdhi Bank societies.

(Form 08)

4.09 Samurdhi Subsidy / Social Security Program

This year, the Samurdhi Subsidy Program will be implemented at a cost of Rs. 3,167.71 million and for social security benefits of Rs. 75.25 million was spent.

(Forms 09 and 10)

4.10 Banking program

Assund deposits were provided by the 86 Samurdhi Bank societies in the district and the total deposits amounting to Rs. 8,646 million as at 2016.12.31. The number of loans issued by Samurdhi Banks in 2016 is 58,585 and the amount is Rs. 19,441 million. Rs. 6,861 Mn. Was invested in state banks from Samurdhi Banks' associations as at 31.12 2016. The profit earned by Samurdhi Bank societies and Maha vriers in the year 2016 is Rs. 203.87 Mn.

Samurdhi Bank Program (cumulative until 31st December 2016)		
Programme	Program me	Amount (RS. Million)
Deposits (cumulative)	1,252,354	8,646
Issueing loans (within 2016)	58,585	19,441
Investments		6,861
Samurdhi Bank Associations and Profits of Mahasangam		203.87

The Staff

Divinaguma Development Department

Director, District Divinaguma	-	01
Divinaguma Coordination officer	-	01
DivinagumaManager	-	120
DivinagumaManager (Audit)	-	06
Supervising Manager	-	05
Promotion Officer	-	02
Audit Officer	-	03
Supervising Officer	-	02
Divinaguma development officer	-	1,496
Management Assistant	-	19
Driver/ K.K.S.	-	03
	-	<u>1,658</u>

Divinaguma Programme 2016

Development Programmes		
Programme	No of programmes	Amount (Rs.)
Livelihood Development Programme	1111	21,580,373.00
Model village program	03	14,669,491.00
Wildlife Crops and local yams Promotion Program		2,038,407.65
Making a Non poisonous food country		153,785.00
Marketing Development Programme	58	2,529,046.10
Constructing bank buildings	10	3,409,747.70
Diriya Piyasa Housing Scheme Programme	39	5,850,000.00
Social Development Programme		2,449,106.70
Total	1,221	52,679,957.15
Social Security/ Sipdora scholarships		
Payment of benefits	No.	Amount paid (RS. Million)
Deaths	2,734	39,605,000.00
Births	522	4,250,000.00
Hospitals	3,431	11,296,050.00
Marriages	2,276	16,420,000.00
Total	8,963	71,571,050.00
Sipdora scholarships	3,685	3,685,000.00
Samurdhi subsidies		
Programme	No of families benefitted	Amount spent (RS. Million) annual
Samurdhi subsidies	110,659	3,167

Livelyhood Development Programme - 2016

No	Divisional Secretariat	Agri Development programme		Livestock development programme		Fisheries programme		Small scale enterprises and entrepreneurs programme		Job oriented vocational training programme		All projects		Administration cost (Rs.)	Amount spend (Rs.)
		quantity	Amount (Rs.)	quantity	Amount (Rs.)	quantity	Amount (Rs.)	quantity	Amount (Rs.)	quantity	Amount (Rs.)	quantity	Amount (Rs.)		
1	Attanagalla	46	1,419,886	1	29,550	0	0	20	781,596	52	1,995,189	119	4,226,221	42,262	4,268,484
2	Biyagama	1	6,000	1	13,000	0	0	94	1,215,902	5	98,410	101	1,333,312	9,799	1,343,111
3	Divlapitiya	2	43,200	13	142,140	0	0	21	474,325	27	951,000	63	1,610,665	14,998	1,625,663
4	Dompe	0	0	271	1,019,340	0	0	0	0	70	2,183,032	341	3,202,372	32,024	3,234,396
5	Gampaha	2	50,000	1	24,000	0	0	43	773,135	37	1,226,325	83	2,073,460	21,075	2,094,535
6	Jaela	4	64,655	4	43,200	0	0	32	628,184	0	0	40	736,039	7,487	743,526
7	Katana	6	34,335	1	4,105	0	0	51	379,361	0	0	58	417,801	4,158	421,959
8	Kelaniya	0	0	0	0	0	0	42	676,182	1	49,252	43	725,434	7,210	732,645
9	Mahara	12	118,628	3	42,735	0	0	83	1,391,036	9	315,200	107	1,867,599	18,645	1,886,244
10	Meerigama	0	0	0	0	0	0	1	28,000	34	1,396,150	35	1,424,150	14,395	1,438,545
11	Minuwangod	0	0	0	0	0	0	0	0	48	1,767,257	48	1,767,257	17,673	1,784,930
12	Negombo	7	299,260	19	122,525	16	639,200	0	0	13	323,160	55	1,384,145	13,840	1,397,985
13	Wattala	0	0	0	0	0	0	10	186,689	8	314,420	18	501,109	1,867	502,976
Administration of District Secretariat														105,375	105,375

Total	80	2,035,964	314	1,440,595	16	639,200	397	6,534,410	304	10,619,396	1111	21,269,565	310,808	21,580,373
--------------	-----------	------------------	------------	------------------	-----------	----------------	------------	------------------	------------	-------------------	-------------	-------------------	----------------	-------------------

Gampaha District Physical and Financial Progress as at 2016.12.31 (Budget Head 331-2-2-3-2502) form : 02

Wildlife crops and local yams programme - 2016

Gampaha District Physical and Financial Progress as at 2016.12.31 (Budget Head 331-2-2-3-2502)

No	Divisional Secretariat	Provision of provisions (Rs.)	Total cost (Rs)
1	Attanagalla	135,837	135,087.50
2	Biyagama	104,900	104,302.00
3	Divlapitiya	227,550	225,090.00
4	Dompe	397,800	395,806.00
5	Gampaha	303,024	298,450.50
6	Jaala	42,000	41,360.00
7	Katana	96,800	93,600
8	Kelaniya	0	0
9	Mahara	80,000	71,965.00
10	Meerigama	260,098	258,435.98
11	Minuwangod	339,766	338,042.67
12	Negombo	66,825	66,468.00
13	Wattala	0	0
Administration of District Secretariat			9,800
Total		2,054,600	2,038,407.65

Form : 03

Making a 'No poisonous food' country -2016
Physical and Financial Progress as at 2016.12.31 (Budget Head 331-2-2-3-2502) Gampaha District

No	Divisional Secretariat	Provision of provisions (Rs.)	Total cost (Rs)
1	Attanagalla	33,100.00	32,500.00
2	Biyagama	25,500.00	20,400.00
3	Divlapitiya	35,500.00	28,585.00
4	Dompe	26,000.00	19,000.00
5	Gampaha	0	0
6	Jaala	32,100.00	25,800.00
7	Katana	0	0
8	Kelaniya	0	0
9	Mahara	0	0
10	Meerigama	0	0
11	Minuwangod	32,300.00	27,500.00
12	Negombo	0	0
13	Wattala	0	0
Administration of District Secretariat		2,250	0
Total		186,750.00	153,785.00

form : 04

Marketing Development Programme

Physical and Financial Progress as at 2016.12.31 (Budget Head 331-2-2-3-2502)

Gampaha District

No	Divisional Secretariat	Mobile cars and stalls		Establishment of business societies Expenditure (Rs.)	Training programs Actual Expenses (Rs.)	Administratio n Expenditure (Rs.)	Total Amount spent (Rs.)
		No of projects	Expenditure (Rs)				
1	Attanagalla	0	0	59,100	44,325	1,034.25	104,459.25
2	Biyagama	1	149,250	59,165	42,326	0	250,741.00
3	Divlapitiya	0	0	0	39,540	0	39,540.00
4	Dompe	1	49,500	48,150	13,760	1,119.10	112,529.10
5	Gampaha	14	693,000	59,991	44,775	3,000	800,766.00
6	Jaela	0	0	56,035	41,500	0	97,535.00
7	Katana	0	0	32,520	0	0	32,520.00
8	Kelaniya	1	44,500	59,700	45,000	0	149,200.00
9	Mahara	8	154,650	29,850	31,631	0	216,131.00
10	Meerigama	4	149,000	57,920	42,670	2,644.75	252,234.75
11	Minuwangod	0	0	58,465	44,100	0	102,565.00
12	Negombo	3	135,000	60,000	44,475	1,350.00	240,825.00
13	Wattala	0	0	59,700	44,775	0	104,475.00
Administration of District Secretariat		0	0	0	0	5,525	25,525.00
Total		32	1,374,900	640,596	478,877	14,673.10	2,529,046.10

Implementation of livelihood projects under the Revolving Fund - 2016

Progress as at 01.01.2015 to 2016.12.31

Gampaha District

No	Divisional Secretariat	Agri		Animal Husbandry		Industry		Marketing and Service		Total	
		No.	Amount	No.	Amount	No.	Amount	No.	Amount	No.	Amount
1	Attanagalla	25	10,575,000	5	325,000	88	5,635,000	51	2,889,999	169	19,424,999
2	Biyagama	1	5,000	0	0	39	1,433,900	21	719,750	61	2,158,650
3	Divlapitiya	5	270,000	3	275,000	32	1,393,747	17	1,036,000	57	2,974,747
4	Dompe	5	290,000	3	165,000	50	2,134,808	7	295,000	65	2,884,808
5	Gampaha	4	155,000	2	120,000	56	3,499,300	14	860,000	76	4,634,300
6	Jaela	2	150,000	2	150,000	10	641,000	17	1,175,000	31	2,116,000
7	Katana	2	125,000	2	75,000	59	3,880,000	48	3,525,000	111	7,605,000
8	Kelaniya	0	0	0	0	10	450,000	0	0	10	450,000
9	Mahara	5	295,000	1	75,000	26	1,370,000	12	715,000	44	2,455,000
10	Meerigama	1	50,000	3	175,000	14	900,000	20	1,125,000	38	2,250,000
11	Minuwangod	0	-	1	3,000	176	3,954,299	8	226,662	185	4,183,961
12	Negombo	2	118,000	15	798,000	6	247,120	6	414,509	29	1,577,629
13	Wattala	0	0	0	0	3	64,599	0	-	3	64,599
total		52	12,033,000	37	2,161,000	569	25,603,773	221	12,981,920	879	52,779,693

Diriya Piyasa Housing Development Programme - 2016

Gampaha District

No	Divisional Secretariat	Diriya Piyasa			Percent %
		No.	Issuing provisions	Financial Progress	
			Amount (Rs)	Amount (Rs)	
1	Attanagalla	2	300,000.00	300,000.00	100
2	Biyagama	2	300,000.00	300,000.00	100
3	Divlapitiya	3	450,000.00	450,000.00	100
4	Dompe	3	450,000.00	450,000.00	100
5	Gampaha	2	300,000.00	300,000.00	100
6	Jaela	3	450,000.00	450,000.00	100
7	Katana	3	450,000.00	450,000.00	100
8	Kelaniya	4	600,000.00	600,000.00	100
9	Mahara	3	450,000.00	450,000.00	100
10	Meerigama	6	900,000.00	900,000.00	100
11	Minuwangod	3	450,000.00	450,000.00	100
12	Negombo	3	450,000.00	450,000.00	100
13	Wattala	2	300,000.00	300,000.00	100
Total		39	5,850,000.00	5,850,000.00	100

Social Development Programme - 2016
Progress as at 2016.12.31

Gampaha District

No	Divisional Secretariat	Providing gifts for child clubs		Model villages		International days		Happy families		Counselling		total		Percent %
		Issuing provisions	Financial Progress	Issuing provisions	Financial Progress	Issuing provisions	Financial Progress	Issuing provisions	Financial Progress	Issuing provisions	Financial Progress	Issuing provisions	Financial Progress	
				Amount (Rs)	Amount (Rs)	Amount (Rs)	Amount (Rs)	Amount (Rs)	Amount (Rs)	Amount (Rs)	Amount (Rs)	Amount (Rs)	Amount (Rs)	
1	Attanagalla	1,500	1,500	1,024,000	1,024,000	18,000	18,000	25,600	25,600	30,000	17,042.70	1,099,100	1,086,142.70	9
2	Biyagama	1,500	1,500	24,000	24,000	18,000	18,000	25,600	25,600	12,500	12,500.00	81,600	81,600.00	10
3	Divlapitiya	20,000	20,000	24,000	24,000	18,000	13,000	25,600	25,600	25,000	18,600.00	112,600	101,200.00	9
4	Dompe	65,500	65,500	24,000	24,000	18,000	18,000	25,600	25,600	32,500	32,500.00	165,600	165,600.00	10
5	Gampaha	35,500	35,500	24,000	24,000	18,000	18,000	25,600	25,600	25,000	25,000.00	128,100	128,100.00	10
6	Jaela	10,000	10,000	24,000	24,000	18,000	18,000	25,600	25,600	13,750	13,750.00	91,350	91,350.00	10
7	Katana	-	-	24,000	24,000	18,000	18,000	25,600	25,600	13,750	13,750.00	81,350	81,350.00	10
8	Kelaniya	4,000	4,000	24,000	24,000	18,000	18,000	25,600	25,600	10,000	10,000.00	81,600	81,600.00	10
9	Mahara	11,500	11,500	24,000	24,000	18,000	18,000	25,600	25,600	23,750	22,944.00	102,850	102,044.00	9
10	Meerigama	5,500	5,500	24,000	24,000	18,000	18,000	25,600	25,600	31,250	31,100.00	104,350	104,200.00	10
11	Minuwangod	16,000	16,000	24,000	24,000	18,000	18,000	25,600	25,600	23,750	23,750.00	107,350	107,350.00	10
12	Negombo	-	-	24,000	24,000	18,000	18,000	25,600	25,600	8,750	8,750.00	76,350	76,350.00	10
13	Wattala	-	-	24,000	24,000	18,000	18,000	25,600	25,600	10,000	10,000.00	77,600	77,600.00	10
	District Secretariat			79,200	67,120	97,500	97,500			-		176,700	164,620.00	9
	Total	171,000	171,000	1,391,200	1,379,120	331,500	326,500	332,800	332,800	260,000	239,686.70	2,486,500	2,449,106.70	99.5

Distributing Samurdhi Subsidies for 2016

form 08

Construction, Repair and Modernization of Samurdhi Banks and Maha Sangams - 2016

Divisional Secretariat	No of Projects	Amount spent
Attanagalla	3	1,419,521.00
Divlapitiya	2	252,984.75
Dompe	1	20,000.00
Minuwangoda	1	320,863.00
Negombo	1	768,640.95
Kelaniya	1	500,000.00
Wattala	1	127,738.00
Total	10	3,409,747.70

Gampaha District

form : 09

No	Divisional Secretariat	Classification of subsidies					Monthly amount (Rs)	No of families in the whole district	Percentage of the families, beniftted
		3500/=	2500/=	1500/=	420/=	Total			
1	Attanagalla	4,113	1,881	2,897	685	9,576	23,731,200	38,923	25
2	Biyagama	2,205	1,124	2,292	148	5,769	14,027,660	40,514	14
3	Divlapitiya	4,331	2,465	4,654	1,597	13,047	28,972,740	33,454	39
4	Dompe	2,978	1,322	2,744	438	7,482	18,027,960	33,770	22
5	Gampaha	2,330	1,354	2,409	221	6,314	15,246,320	44,008	14
6	Jaela	3,610	1,720	3,376	90	8,796	22,036,800	46,382	19
7	Katana	3,475	1,915	3,782	218	9,390	22,714,560	61,819	15
8	Kelaniya	2,465	1,227	2,543	29	6,264	15,521,680	32,963	19
9	Mahara	3,777	1,752	3,080	250	8,859	22,324,500	44,424	20
10	Meerigama	3,730	1,803	3,657	1,549	10,739	23,698,580	39,022	28
11	Minuwangod	3,068	1,724	3,165	617	8,574	20,054,640	37,888	23
12	Negombo	3,339	1,577	3,831	158	8,905	21,441,860	34,590	26
13	Wattala	2,558	1,188	2,696	502	6,944	16,177,840	39,284	18
total		41,979	21,052	41,126	6502	110,659	263,976,340	527,041	21

Amount paid for the term of the subsidy (Rs.)= 3,167,716,080

Divineguma Social Security Program
Gampaha District - From 2016.01.01 to 2016.12.31

Code number	Divisional Secretariat	Births		Marriages		Diseases		Deaths		Sipdora ceremony cost		Total expenditure	
		N ^o	Amount	N ^o	Amount	N ^o	Amount	N ^o	Amount	N ^o	Amount	N ^o	Amount
1	Negombo	21	555,000	149	1,072,500	169	567,500	227	3,310,000	178	178,000	744	5,683,000
2	Katana	21	145,000	128	900,000	155	551,400	130	1,820,000	204	204,000	638	3,620,400
3	Divlapitiya	74	542,500	351	2,440,000	413	1,426,550	359	5,220,000	360	360,000	1,557	9,989,050
4	Meerigama	47	335,000	233	1,735,000	488	1,539,100	248	3,770,000	455	455,000	1,471	7,834,100
5	Miuwangoda	65	472,500	214	1,557,500	272	866,050	204	3,005,000	290	290,000	1,045	6,191,050
6	Wattala	32	225,000	129	907,500	261	844,850	178	2,525,000	185	185,000	785	4,687,350
7	jaela	31	230,000	140	1,020,000	243	857,000	169	2,460,000	224	224,000	807	4,791,000
8	Gampaha	29	210,000	109	805,000	194	575,750	149	2,195,000	236	236,000	717	4,021,750
9	Attanagalla	48	372,500	234	1,717,500	268	828,200	209	3,070,000	265	265,000	1,024	6,253,200
10	Dompe	20	147,500	82	592,500	201	711,400	255	3,715,000	440	440,000	998	5,606,400
11	Mahara	63	472,500	230	1,702,500	387	1,297,550	244	3,600,000	334	334,000	1,258	7,406,550
12	Kelaniya	34	270,000	105	775,000	177	603,200	181	2,265,000	204	204,000	701	4,117,200
13	Biyagama	37	272,500	172	1,195,000	203	627,500	181	2,650,000	310	310,000	903	5,055,000
14	District Secretariat.	0	-	0	-	0	-	0	-	0	-	-	-
Total		522	4,250,000	2,276	16,420,000	3,431	11,296,050	2,734	39,605,000	3,685	3,685,000	12,648	75,256,050

. District Motor Traffic Office

This office functions in the Gampaha District to create the Department of Motor Traffic with a legitimate driving license and to meet the Departmental objective of driving.

Gampaha District Motor Transport District Office is committed to provide the people with the necessary requirements.

The staff

Assistant Commissioner	01
Inspector of motor cars	08
State Management Assistant	05
Development Assistant	06
Human Resource Assistant	05
Investigation and Development Assistant	04
K.K.S.	02

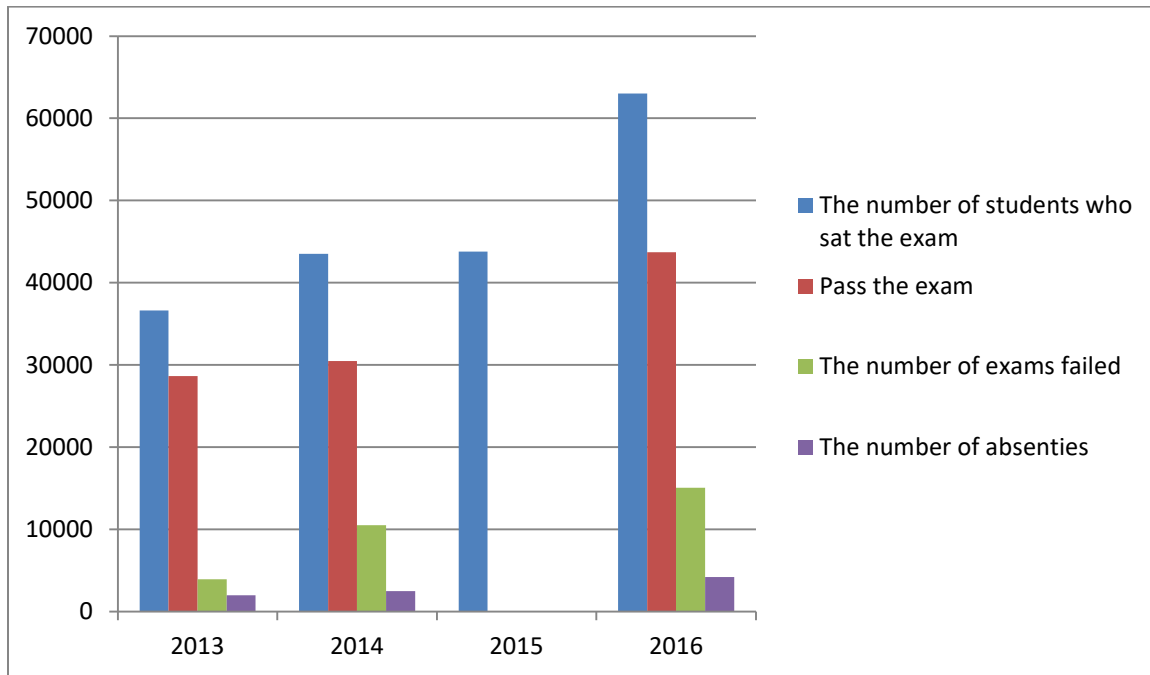
Arrangement of the Staff

	Task	No of officers
1	Inquiries counter, check applications and issue vouchers for payments	02
2	Take photos, computerize finger prints and signatures	04
3	Computerize the documents.	04
4	Issue a date for the written test after checking the receipts of payments.	02
5	Issue a date for the practical test.	02
6	Issue new driving license/ renewing/ Directing the driving lisense into print, for correct applications related to duplicated and expanding documents. (02
7	Giving the number plates, which are issued to new registration and assignments, to the owners.	01
8	Hold the written tests to obtain new driving licenses, Practical tests, inspect the road accidents and inspect the vehicles , which are issued identification and injuction vehicles.	08
9	Office Affairs	01
10	Supervision	01

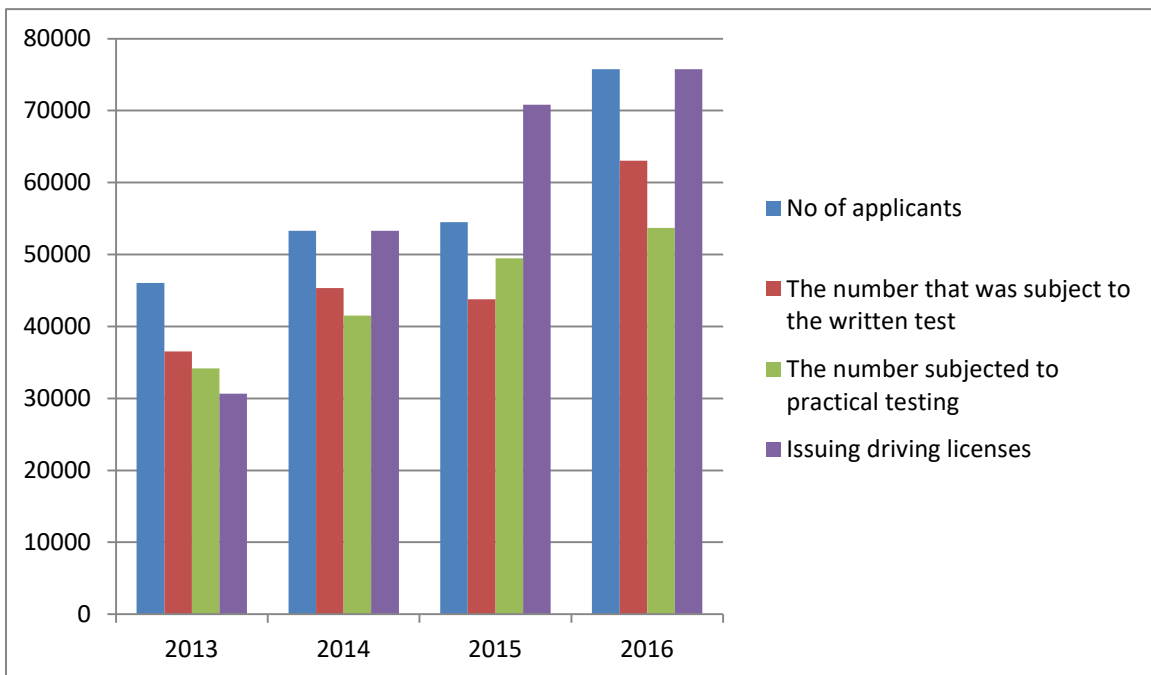
Performance 2013 - 2016

No.	Description	Quantity 2013	Quantity 2014	Quantity 2015	Quantity 2016
01	No. of applications	46,307	53,300	54,513	75,771
02	No. of applicants, sat for the written test.	36,517	45,330	43,781	61,303
03	No. of motorbikes, examined for new registration.	41,112	39,626	48,881	53,735
04	The number of new motorcycles checked	205	224	217	147
05	Number of vehicles tested for weight certification	3,400	3,391	3,126	3,078
06	No. of vehicles, examined in road accidents.	3,165	3,020	3,551	4,016
07	The no. of Garages checked in the year.	45	42	50	52
08	The no. of vehicles, checked for identity and injunction	2,100	1,824	2,464	2,725
09	The no. of number plates issued to people	12,498	11,406	10,207	16,760
10	The no. of issued certificates for motor cycles and number plates.	64	12	06	12
11	The no. of Learners in the year.	45	30	52	58
12	. Renew the driving lisense in the year, Issued temporary license and issuing driving license for the applications of new driving licenses.	46,037	53,982	70,818	75,771
13	Total income of BOC in District Secretariat branch.	Rs. Million 115.5	Rs. Million 132.4	Rs. Million 171.8	Rs. Million 195.0

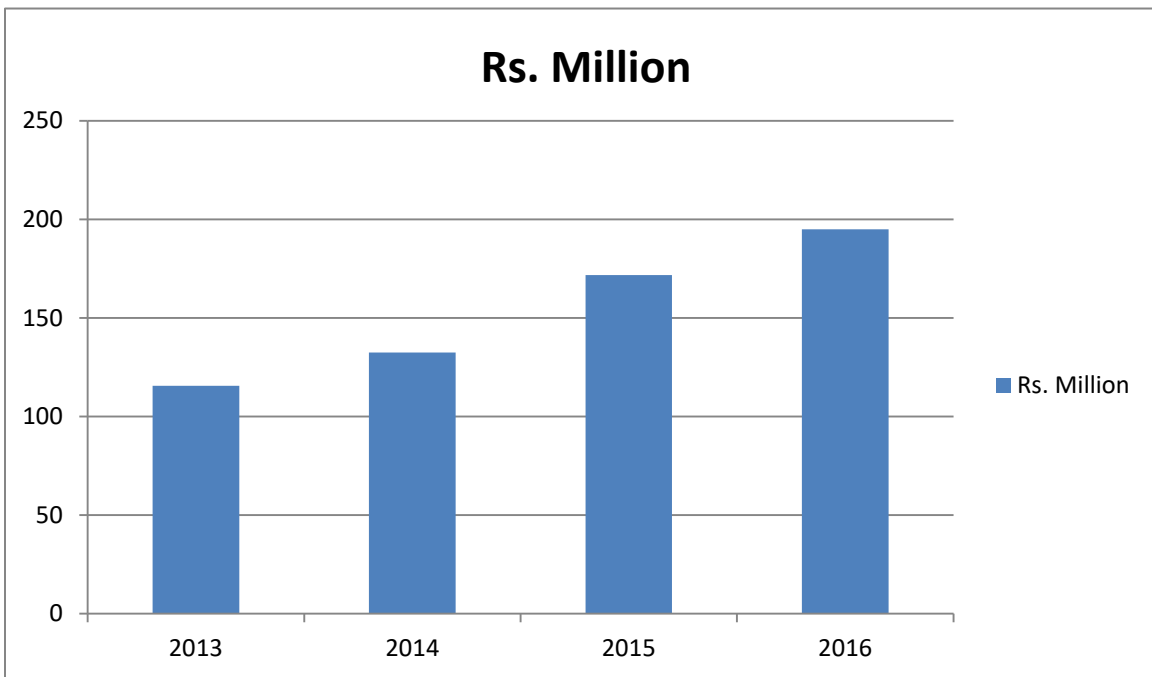
Progress of holding Written exams



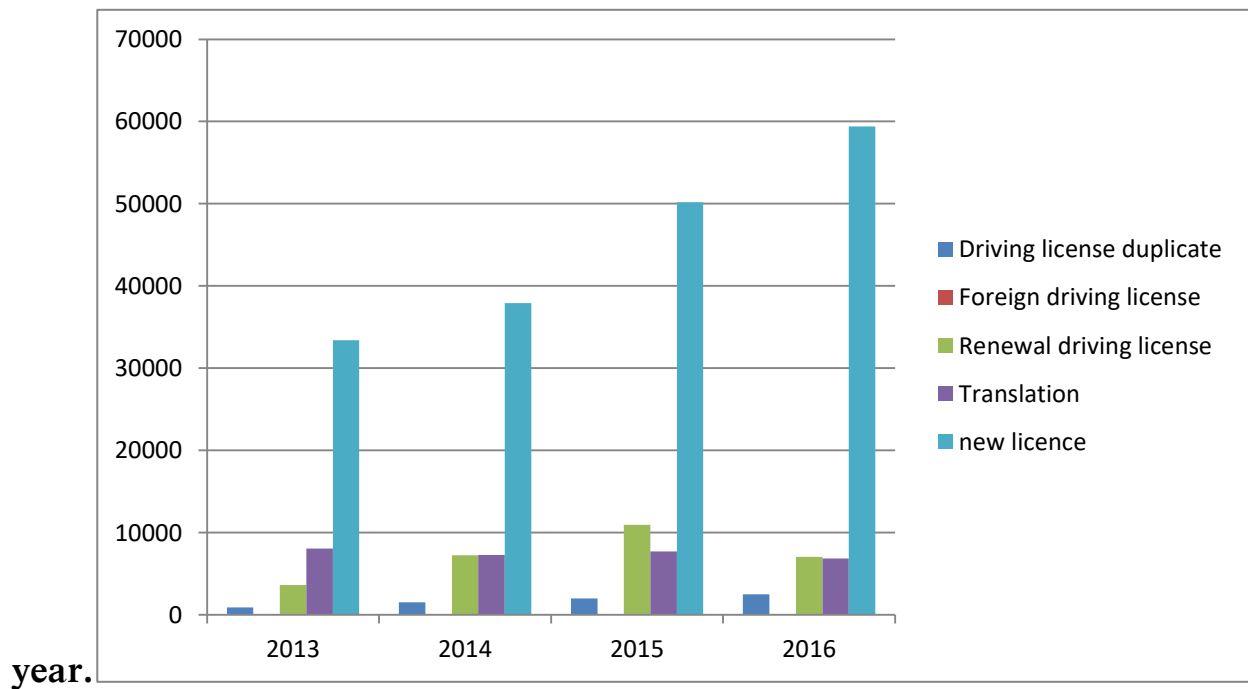
Progress of Issuing of Motor Vehicle License



Annual income of the District Office of Motor Vehicles



Issue of driving licenses to applications for driving licenses during the



06. STATISTICS DIVISION.

Main role of this division is to collect data of the district on agriculture, industries and service sectors by census, surveys and administrative reports and also to satisfy the data needs of government and non government institutions. Accordingly the performance of the statistics division of year 2016 is as follows.

Performance of the Year- 2016

Subject	Project	Annual physical Target	Allocation (Rs)	Expenditure (Rs)	Effective Level
1	Preparation of Listing of Documents (NHSP) revised by Pre-registering Documents (F1) prepared for Census of Population and Housing	Study the changes in the list of buildings in the census selected for surveys and revise the Pre-Fiche List (F1) and the list of housing units (Listing List - -NHSP)	-	-	100%
2	(a) 1. Labor Force Survey - 2016	In Divisional secretariat level in the district 240 villages were selected and by sending statistics officers to 2400 home units and computerize the gathered information from interviews and Study of the employed, unemployed and non-economic persons in the district based on the information.	246,300/=	177,800/=	85% (Data has been collected and completed in 2016, and currently it is scaling, scheduling, data analysing.)

	(b) Household Income Expenditure Survey - 2016	In Divisional secretariat level in the district 240 villages were selected and by sending statistics officers to 2400 home units and gathered details from interviews continuously through a week about their consumer expenses and Estimated data encryption of consumer consumption patterns, computerized data, general per capita income of the general public, general per capita expenditure, average household income, average household expenditure, and analysis of the combustion coefficient.			70% (Data has been collected and completed in 2016, and currently it is coding, scheduling, computerizing and data analysing.)
3	Community scientific and health survey - 2016	District DS Information on 2350 housing units of 235 selected units at divisional level was carried out on tablets under the guidance of ICF International. The survey reviews the development of SDGs based on the data of the mothers and children's health status indicators and Giving information on the health of the community and gathering information for decision making . For this survey the officers of this unit were assigned.	-	-	100%

4	Pricing	<p>The collection of prices of consumers in the urban area is officially made by the Statistics Division.</p> <p>Collecting prices of producers officially conducted by the officers attached to the divisions for the purpose.</p>	-	-	100%
5	Survey on the child affairs - 2016	Based on 2590 home units of 259 selected units at divisional level in District this survey will cover child labor, childhood and childbearing child dysfunction. For that survey officers were assigned from this section.	-	-	100%
6	National Census of Early Childhood Development / Pre-School Census - 2016	The Census, conducted under the Ministry of Child Development and Women's Affairs, provides training for pre-school Development Officers, Early Childhood Development Officers and Development Officers, Provide technical assistance to overcome the census reports and provide technical assistance and monitor the	-	-	100%

		district was done in the division.			
7.	(I) Obtaining paddy cultivated and paddy harvested at divisional level. (ii) Surveying Yala and Maha harvesting	Record the paddy extent and the details of the paddy season based on the Farm List (P1) . Obtain the basic information and production by surveying the Maha season, in 64 villages and 63 yards of the Yala season.	Connected to the note 111,000/=	49,400/=	100% Maha - 77% Yala - 65% (due to the effect of weather condition and as some paddy fields harvested early, harvesting survey cannot be done.
8.	Highland farming information by year of cultivation	Term / semi-permanent / permanent crops for 2015/16 Maha and 2016 Yala Season Obtaining cultivable lands and harvesting at divisional level.	Connected to the note		50% (By now only in 6 divisions statistics of Yala Highland farming have been provided and as the agricultural survey officers were busy providing data was delayed.

9.	Information on animals killed for meat	Getting basic information about the animals killed in meat items from all the registrations of local authorities and sub programs of the district	Connected to the note		100%
10.	Statistics on livestock in the district	Information on all cattle poultry and milk and egg production statistics in the district	Connected to the note		100%
11.	Survey of Estimation of coconut production	Computation of production cost for 1000 coconuts by selecting a sample methodology from selected coconut estates.	Connected to the note		63% (All coconut plantations were not able to conduct surveys due to coconut plantations and other economic processes.)

12.	(I) Quarterly Industrial Production Survey (II) Industry, Trade and Services Survey	dentification of the chronological level and tactics of the manufacturing industry. Identifying industrial progress according to industrial information collected from selected companies in quarterfinal. Collection of data about 416 industries in the manufacturing, commerce and service sectors.	Connected to the note -	-	75% (Information can not be obtained in several industries due to rejection of information and shutting down of establishments and information in the fourth quarter is being obtained .) 40 % (Starting of the census in the year 2015.)
13.	(I) Information on housing and building construction in the district at local council level	Obtaining Details of Construction Estimates for Preparation of Gross Domestic Products by control data from the local government institutions according to the divisions.	Connected to the note		100%
14.	Statistics - 2015 Gampaha district	Printing a statement containing basic data required for people who are in the highest management and data field.	-	-	75% (Only Printing is remain)

Note: - 6 (1), 8, 9,10,11,12 (1), 13 are covered under the monthly travel expenses.

06. DISTRICT ELECTION OFFICE

Duties and Services Performed In Year 2015

Main duties and services provided by the district election office, Gampaha, enumeration of voters and holding elections are main and specific duties enhanced in constitutionally to the district election office, Gampaha by the registration of electors under electors registration Act 44 of 1980. Duties and services performed during 2016 are mentioned as below.

The voting process of the electorate No. 44 of 1980 was started on 1 June 2016. The theme for 2016 was "No electoral succession". It is necessary to register in the electoral register of all citizens of Sri Lanka who are eligible to be the electors to protect universal franchise exercised by the Constitution of the Democratic Socialist Republic of Sri Lanka. The electoral register was considered as the date of the Election Day on 1st January 2016 to inform the public on the registration of the electoral register and the steps to be taken to include them in the list of electors. According to the instructions of the Chairman of the Election Commission, several programs were conducted to make the public aware. Out of this, arrangements were made to educate parents through the awareness of school children covering all zonal education offices in the Gampaha district. A workshop was held on 30.05.2010 at the Gampaha District Secretariat to inform the public officers / political representatives and community based organizers. In addition, the public awareness program was conducted in all the Grama Niladhari Divisions in Gampaha District through loud speakers and distribution of leaflets. Steps were also taken to display banners and posters in 13 Divisional Secretariats in the Gampaha District and public places.

1. Elected representatives for recognized political parties were given an opportunity to observe voting activities. These representatives were given an opportunity to elect in the Gampaha electorate according to 13 electorates in 1177 GN divisions. Accordingly, the Chairman of the Election Commission has informed the party secretaries to inform the Gampaha office of Election office on April 10, 2016, which details of the party representatives appointed by the party representatives and who will be appointed to the polling division. Accordingly, the UNP, SLFP, Lanka Sama Samaja Party and Mawbima Janatha Party have nominated representatives of the Gampaha electorate.

Below mentioned the details of the appointed representatives.

Polling Division	No. of appointed representatives of political parties			
	United National Party	Sri Lanka Freedom Party	People's Liberation Front	Motherland Party
Wattala	64	-	-	-
Negombo	64	-	-	-
Katana	-	-	-	01
Divlapitiya	124	124	-	-
Meerigama	83	-	01	-
Minuwangoda	121	-	-	-
Attanagalla	151	-	-	-
Gampaha	158	-	04	01
Jaela	63	-	-	-
mahara	138	92	-	-
Dompe	75	134	-	-
Biyagama	-	-	01	-
Kelaniya	56	-	-	-

In addition to above mentioned representatives, district representatives were appointed for United National Party, People's Liberation Party, People's Liberation Party and , Janasetha Front and for Meerigama, Mahara and Kelaniya polling divisions for Democratic Leftist Party and for the 2 polling divisions in Gampaha and Katana for Lanka Samasamaja Party were appointed. Although representatives were appointed as such, it seems only few of them were participated for the counting purpose.

1. It took note of the voters and identified suitable polling centers, in terms of the section 3 (c) sectionoting for the upcoming elections by the Election of Electors for the year 2015, and in the Local Authorities Elections Ordinance (according to the special gazette of 1928/26 and 21.08.2014)

2. The list of names recommended for removal as of 1 st of June 2016 and the list of names recommended for new registration to be included in the electoral registers in the year 2016 for the new inclusion in the electoral registers in the year 2015, will be on 1st of 2016 From September 28, 2016 to the Gampaha District Election Offices in all polling areas Votes of the electors calling areas Divisional Secretariat Offices, Local Authorities and the GS was exhibited for public offices.

**Details of the electorate that were removed from the year of registration
in the year 2015**

Electorate	Dead	Lack of votes	Standing orders	Incorrectly registered
Wattala	817	8153	-	-
Negombo	727	8359	-	38
Katana	1867	8037	-	3
Divlapitiya	1452	5218	-	4
Meerigama	1532	4792	-	30
Minuwangoda	1207	6008	-	79
Attanagalla	1159	6287	-	8
Gampaha	2606	5872	-	-
Jaela	1107	8736	1	259
mahara	1246	7954	-	-
Dompe	1109	4621	1	7
Biyagama	1201	6713	1	14
Kelaniya	870	5491	-	-
Total	16900	86241	3	442

**Details of persons who were submitted for new registration in the year
2016**

Electorate	Completing 18 years	Changing Residential	Obtaining New Citizenship	Other reasons
Wattala	2575	9676	-	23
Negombo	2293	8735	-	243
Katana	2472	10797	-	
Divlapitiya	2040	4914	-	126
Meerigama	2564	5379	-	253
Minuwangoda	2773	7145	-	171
Attanagalla	2433	6679	01	310
Gampaha	4706	6164	-	
Jaela	4024	9432	02	69
mahara	2559	8072	-	1953
Dompe	2208	5183	-	451
Biyagama	2290	8026	01	324
Kelaniya	2510	5857	-	-
Total	35447	96059	04	3923

1. As per the above, 135,433 new voters have been registered as a result of the 18 years of age, new citizenship and other reasons.
2. Revision of the electoral registers of 2016 of the Rights and protest investigations were commenced on 27.09.2016 and was completed on 05.10.2016. Accordingly, 4720 claims and 83 protests were received, 4543 claims were eligible for this, and 81 were protestet. Accordingly, inquiries regarding such rights and objections 4369 were accepted after investigating and 63 complaints were rejected. After the completion of the work, it was certified the electoral register in 2016 by 23. 12. 2016. Accordingly the number of registered voter level, number of voting districts and number of houses registered is shown below in the table.

Electorate	No of electorates	No of home units registered	No of votes registered
Wattala	67	42602	127280
Negombo	64	36127	109725
Katana	84	54122	151378
Divlapitiya	74	43493	111717
Meerigama	83	46921	128521
Minuwangoda	76	49529	138385
Attanagalla	81	48710	137582
Gampaha	86	52317	152932
Jaela	75	52460	151145
mahara	80	53815	156277
Dompe	75	43154	119607
Biyagama	67	42798	127217
Kelaniya	56	30202	93544
Total	968	596250	1705310

The registration of voters in the electoral registers in the year 2016 will increase by 1.37% in comparison to the year 2015.

1. New grama / street entry, which is not included in the electorates that have been allocated under section 9 (3) of the Registration of Electors Act, No. 44 of 1980, No substitution and sharing of existing village / street names and existing names for old villages and streets Based on the proposals made by the Grama Niladharis, the public and political parties / delegates regarding the re-division of electorates After electing the commission for approval, the electorate was changed as indicated in the table below.

Electorate	No of old electorates	No of new electorates
Wattala	67	84
Negombo	64	78
Katana	84	106
Divlapitiya	74	81
Meerigama	83	91
Minuwangoda	76	94
Attanagalla	81	99
Gampaha	86	107
Jaela	75	86
mahara	80	105
Dompe	75	85
Biyagama	67	84
Kelaniya	56	69
Total	968	1169

1. The following projects were implemented to increase the Election commission's capital assets.

- i. Construction of an official residence for the Deputy Elections Commissioner - Rs. 8,825,508.66
 - ii. The deviation that was mounted on the top floor changed to an auditorium and office section of the two-story building at Gampaha election office -Rs. 130,000.00
 - iii. Modernization of the Deputy election commissioner's office by using the curtains - Rs. 49,000.00
- Total = Rs. 9,004,508.66

Yearly income for 2016

- 1. Issuing of electoral registers = Rs. 708,480.00
 - 2. Reservation of bungalows = Rs. 14,000.00
 - 3. By selling CD-Rs = Rs. 4,000.00
- Total = Rs. 726,480.00

06. SMALL ENTERPRISES DEVELOPMENT DIVISION

Vision

Entrepreneurship and small enterprises development for sustainable development

Mission

Maximum contribution to national development of Sri Lanka

- ❖ Enhancing entrepreneurship skills in unemployed youths.
- ❖ Directing unemployed youth to the business field.
- ❖ Enhancement of efficiency and productivity of enterprises.
- ❖ Supplying subsidiary services relevant to business development.

Objectives

- ❖ Build up Indigenous entrepreneurship culture by developing entrepreneurship skills of youths.
- ❖ Introducing new business to them for overcome the unemployment and promoting standard of living by directing them to start new enterprises.
- ❖ Generating new job opportunities in private sector and increasing per capita by increasing efficiency and productivity of enterprises.
- ❖ Active contribution to qualitative and continuous flow of the micro and small enterprises.

Programs conducted in 2016

	Activity	Annual aimed programme	Reached programmes	Annual Target Percentage	Participation	Expenditure (Rs.)
** 1	Special awareness programmes	13	12	86%	719	75,381.00
2	General awareness programmes		03	100%	102	-
3	Mobile awareness programme		01	%100		17,955.86
4	Program of special attitudes (Beauty)	01	01	100%	23	20,54000.
5	Training course for business	05	05	100%	119	90,062.00
6	New trends in entrepreneurship	01	01	%100	163	58,578.00
7	Exchange business experiences (Field trips)	02	02	%100	60	20,450.00
8	Training program on Business preparation	01	01	%100	20	24,510.00
9	Technology training programme	04	04	%100	140	83,303.00
10	Business management training programme	04	05	%125	134	121,894.00

	Activity	Annual aimed programme	Reached programmes	Annual Target Percentage	Participation	Expenditure
11	Manage Your Business	01	01	100%	32	22280.00
12	Customer care	01	01	100%	128	40540.00
13	Exchange business experiences (Field trips)	01	01	100%	28	17850.00
14	District Sales Exhibitions (Siyana Entrepreneur) 2016	02	02	100%	90	591166.00
15	Enterprise – 2016 Selection of Entrepreneurs for the BMICH Exhibition	-	01	-	26	4800.00
16	Training Program on Business Laws	01	01	%100	35	7600.00
17	Skill Training Program (NVQ)	01	01	100%	30	5200.00
18	Cost Management Training Program	01	01	%100	19	5250.00
19	‘Dana Yana Man’ Training Program	02	02	%100	44	38148.00
20	IT Training Program	01	01	%100	18	38450.00

21	Human Development Training Program	01	01	%100	92	25150.00
22	Visit the Exhibition Enterprise – 2016 -	-	01	-	45	4750.00
23	Development of business associations	03	03	100%	294	22670.00
24	Follow-up and progress review meeting	14	15	125%	309	44236.00
25	Project Inspections	14	15	125%	263	170145.13
	Total	75	82	-	2888	1670408.99

Individual private technical training 1000000.00

For establishment activities 18000.00

** 1 - There was no need to carry out a special awareness program in order to achieve annual goals as there was sufficient inclusivity and general awareness programs.

Goals achieved in 2016

- New Business Startups - 60**
- Developing existing businesses - 108**
- Referrals for loans - 87**
- Total loan granted - 22830000 / -**

Solutions to problems identified in follow up programs

Problem	Solution
• <i>Financial issues</i>	- <i>Credit facilities</i>
• <i>Technical issues</i>	- <i>Apparel Technology / Floriculture Technology / IT training</i>
• <i>Marketing Issues</i>	-District Sales Exposition "Siyane Enterprises 2016" (April & December)
• Issue business registration	-directed to Divisional Secretariats
• Other issues	-The office provides counselling services

Association Activities

- Carrying out marketing promotions through the activities of the Association / Sub Offices
- Actively implement the welfare activities of the members of the society
- Issuing identity cards to the members of the association.

Special Programs

- Business plan preparation program
- Customer care
- Training program on human development
- Cost Management training program
- Training Information Technology Program
- Technical (beauty) training program
- Training Program on Business Laws
- Provision of Rs. 100000.00 for single private technical trainings

09. Sri Lanka Social Security Board.

Vision

Be the prime institute of the nation for productive and sustainable social security of the nation.

Mission

By means of participation and creative organizational environment, an achieving security of ten life standard of senior citizens, being the national institute in implementing more effective pension and social security methods having state security.

Proposed Vision and Mission

Vision

A nation with sense of honour in secure by social security.

Mission

For a sustainable development in creating strategic relationship with the government and non government institutes for the security of Sri Lankan citizens in economic, social, and cultural in following policies of good governors through the compilation, implementation and regulation of social security policies to build a nation with sense of honour.

Pensions and Social Security Benefits Scheme

Progress in year 2016

Divisional Secretariat	At the End of the last year	Total in the year	Cumulative collection	Contribution received	Premium receipts 2016 the year	Total Offering of Deeds.	Premium money Notebooks
Gampaha	7652	52		18368.00	481710.00	15	50
Minuwangod	3398	70		85315.00	-	50	65
Jaela	1844	3653		522000.00	-	1525	3643
Wattala	1069	189		55506.00	-	80	189
Dompe	11461	103		61578.00	259474.00	63	103
Mahara	2828	07		238.00	-	-	07
Kelaniya	1029	53		23875.00	2100.00	-	53
Divlapitiya	2558	23		33819.00	141402.00	10	23
Katana	3670	106		28892.00	91164.00	-	106
Meerigama	1894	60		20560.00	-	50	60
Attanagalla	4751	28		12343.00	232107.00	-	28
Negombo	1260	-		-	-	-	-
Biyagama	1804	450		40496.00	-	-	450
Direct recruitments of District Secretariat	1848	280		647998.00	1111294.00	280	280
Premium Banking	-	-		-	-	-	-
Post premium	-	-		-	-	-	-
Recruitment of field officers	21	-		-	-	-	-
Total	47087	5074		1550988.00	2319251.00	2073	5057

**Death Gratuity allowance and Disability allowance payments –
2016**

Divisional Secretariat	Death Gratuity allowance payments for previous years	Death gratuities paid in 2016	Disability payments for previous years	Disability allowance payments in 2016
Gampaha	3426511.18	-	29440.00	-
Minuwangoda	365802.00	-	-	-
Jaala	148367.24	39038.66	-	-
Wattala	211337.65	-	-	-
Dompe	522679.60	-	-	-
Mahara	254480.40	-	42000.00	-
Kelaniya	77610.00	-	5000.00	-
Divlapitiya	207 233.00	10000.00	-	132699.61
Katana	260739.92	45838.56	30000.00	-
Meerigama	199383.91	-	-	-
Attanagalla	514464.68	-	14872.00	-
Negombo	121197.35	-	20000.00	-
Biyagama	1464538.80	50591.58	-	-
Direct recruitments	233797.39	-	-	-
Total	6690057.68	145468.80	141312.00	132699.61

Payments of pensions by 2016 - 246

Activation of inactive contributions for 2016 –

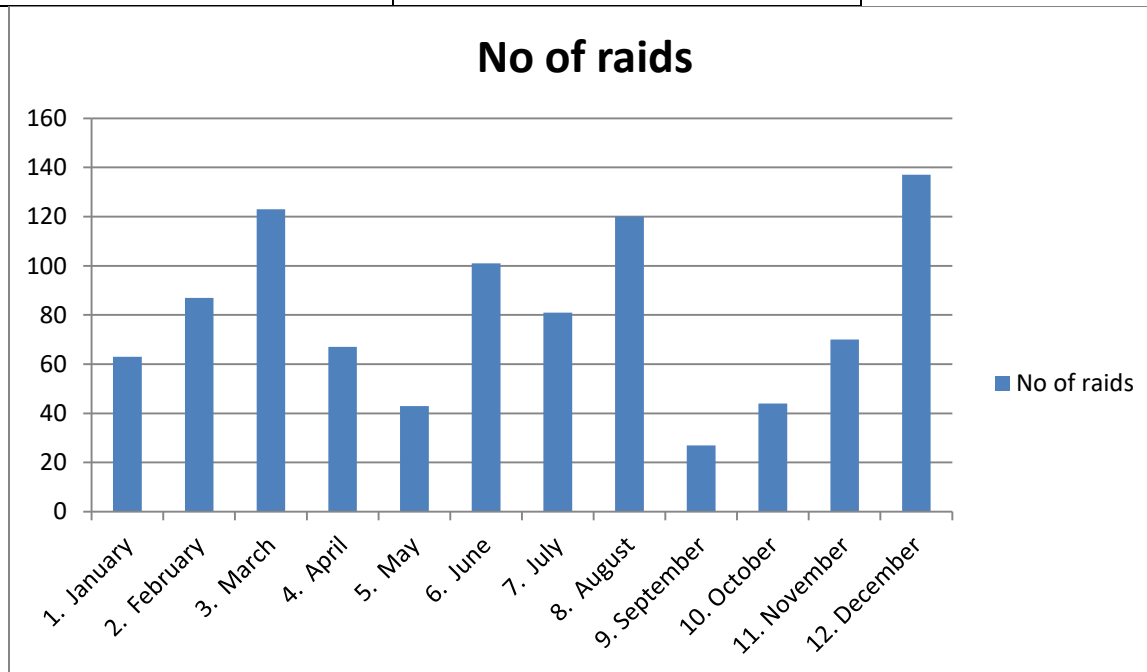
Staff

District Co-ordination officers	-	02
Public Management Assistant	-	02
KKS	-	01

Consumer Affairs Authority

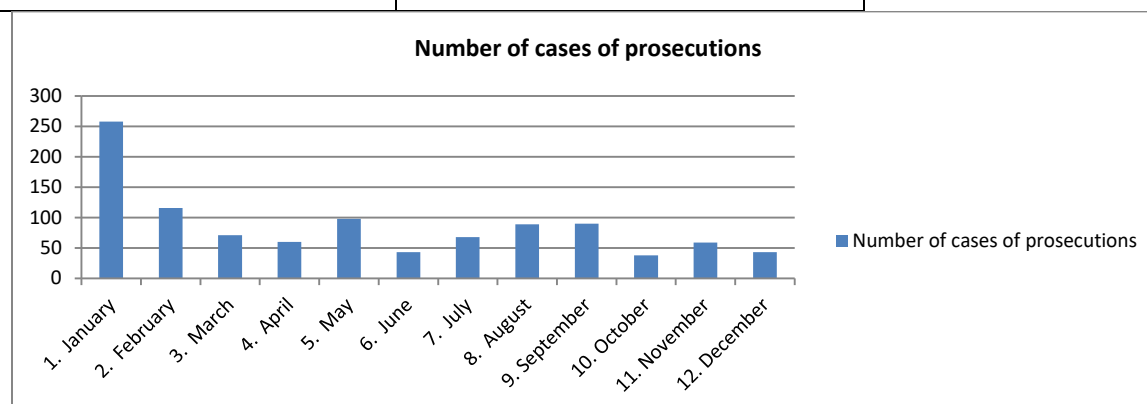
Information of raids done by consumer affairs authority, Gampaha in year 2016

Month	No of raids
1. January	63
2. February	87
3. March	123
4. April	67
5. May	43
6. June	101
7. July	81
8. August	120
9. September	27
10. October	44
11. November	70
12. December	137



Information on the complaints made by the Gampaha Consumer Affairs Authority in 2016

Month	Number of cases of prosecutions
1. January	258
2. February	116
3. March	71
4. April	60
5. May	98
6. June	43
7. July	68
8. August	89
9. September	90
10. October	38
11. November	59
12. December	43



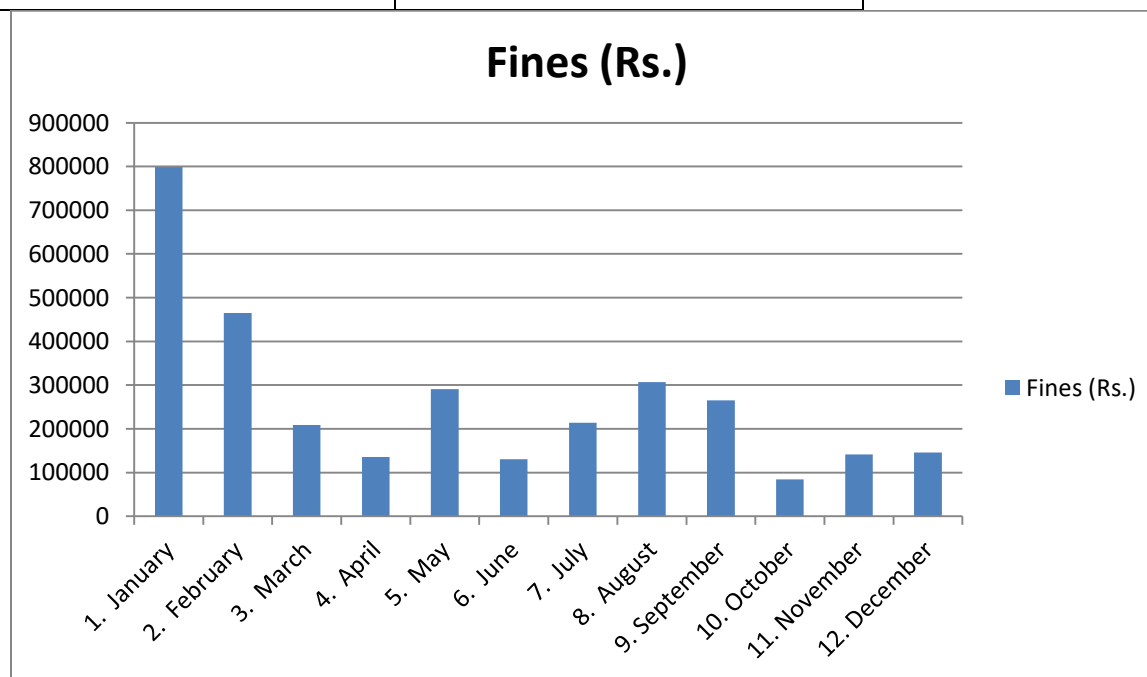
Awareness programmes

The Gampaha Consumer Affairs Authority raises awareness of consumers, marketers, school students and establishment of consumer circles and organizations.

- • Customer awareness programs - 07
- • Awareness programs for traders - 13
- • Establishment of Consumer Organizations -1
- • Awareness through the media - 7
- • Consumer circles - 1

Information on fines related to prosecutions by the Gampaha Consumer Affairs Authority in year 2016

Month	Fines (Rs.)
1. January	799000
2. February	465000
3. March	209000
4. April	135500
5. May	291000
6. June	130500
7. July	214000
8. August	306500
9. September	265000
10. October	84500
11. November	141500
12. December	146000



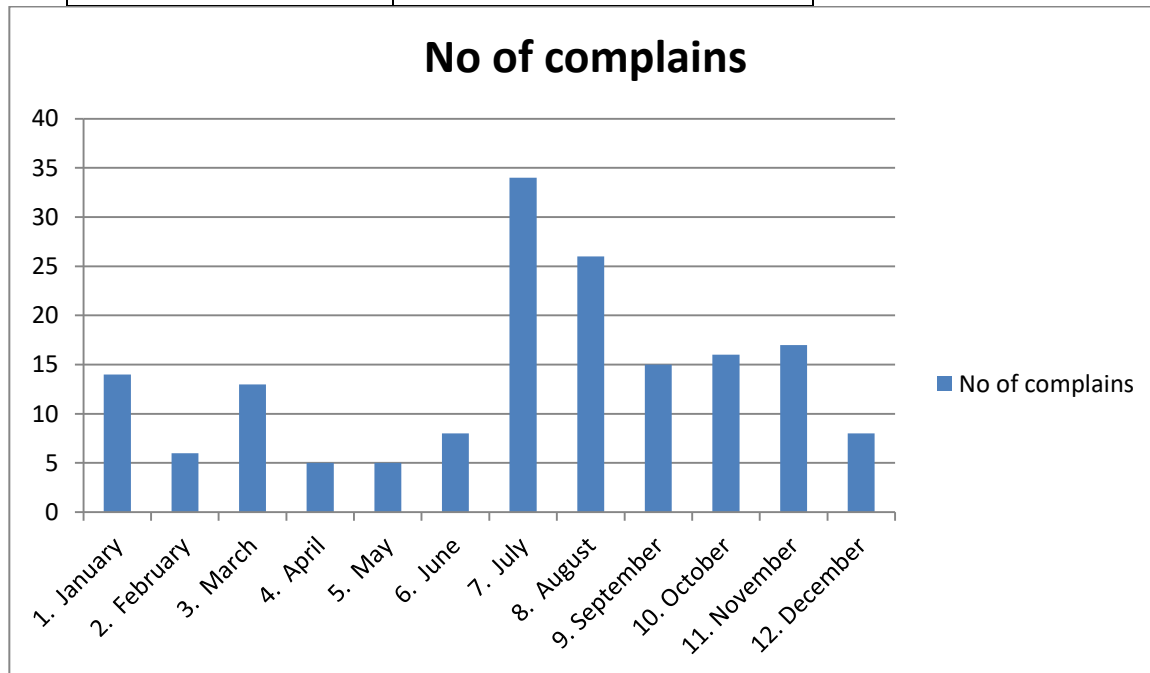
- Complaints received by the Authority in writing have been made by the parties involved in the complaint to the Consumer Affairs Authority during the month of the Consumer Complaints Discussion Day.

Investigate customer complaints on telephone and written records

- Consumer complaints are made to the Authority unit by the customers will be solved by going to the relevant stations on a daily basis.

No of complains made on telephone 2016

Month	No of complains
1. January	14
2. February	6
3. March	13
4. April	5
5. May	5
6. June	8
7. July	34
8. August	26
9. September	15
10. October	16
11. November	17
12. December	8



• District Survey Office

Vision

Become the foremost leader of providing Land Information.

Mission

Provide a quality land information and services through professionally motivated employees.

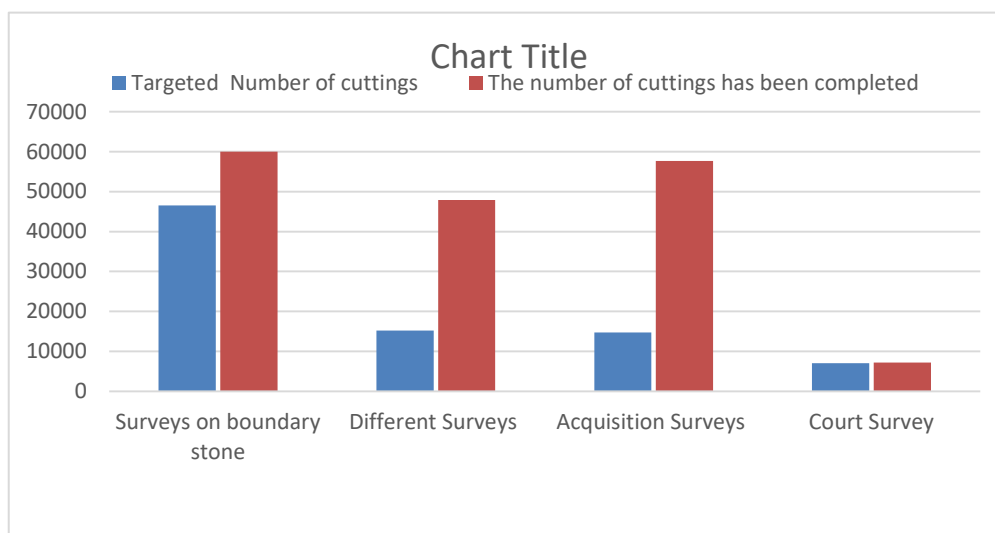
purpose

Arrangements have been made to provide the Department with the services of the general public through a network of offices spread island wide, consisting of Provincial offices, District Offices, Regional Offices and Diyatalawa Survey Training and Surveying and Mapping Institute. These offices were targeted for the following purposes during the year under review.

Role

- Establish a Geodetic Control Network and maintain it throughout the island.
- Providing survey services for all statutory requirements.
- Preparation and publishing maps for topographic, thematic and special purposes for national requirements.
- Develop a geographical information system covering Sri Lanka.
- Formulate a land information system in a systematic manner covering Sri Lanka.
- Using satellite technology to obtain geologic / land information.
- To maintain the standards necessary for the Surveyor profession.

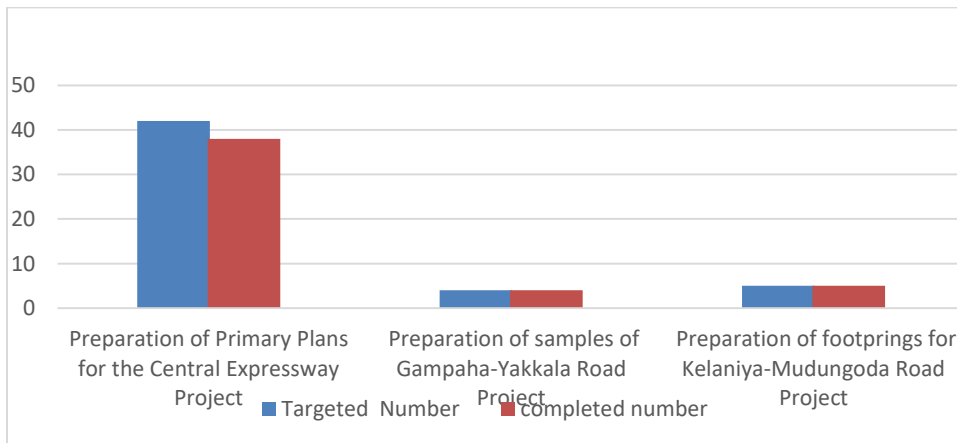
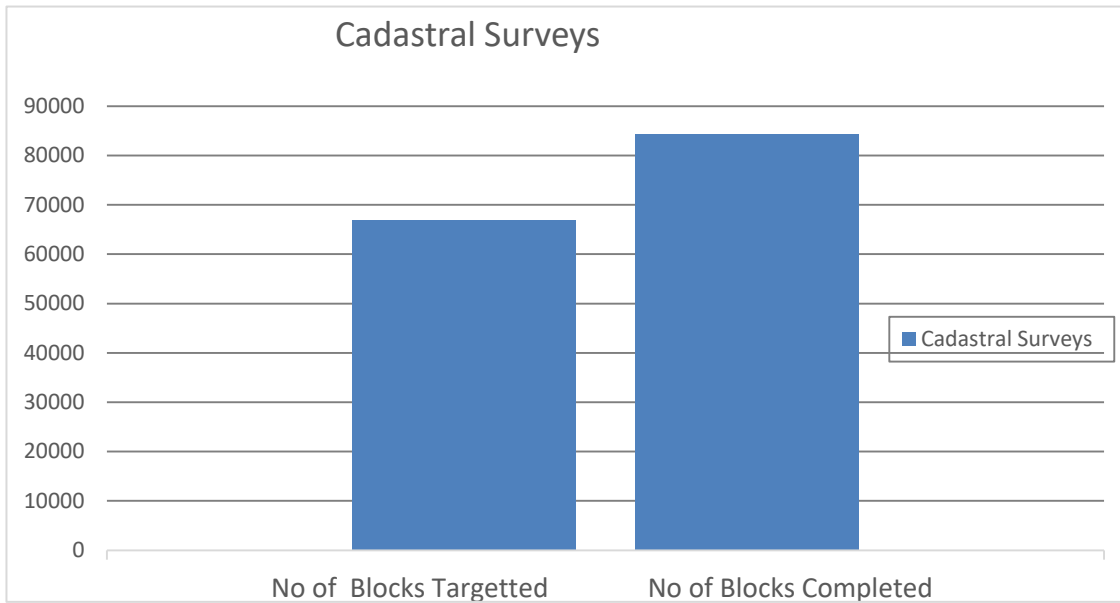
Practical surveys			
No	Survey type	Targeted Number of cuttings	The number of cuttings has been completed
1	Surveys on boundary stone	46540	60000
2	Different Surveys	15170	47922
3	Acquisition Surveys	14700	57700
4	Court Survey	7000	7230



Bimsaviya Surveys			
No	Survey type	Targeted Number of blocks	The number of blocks has been completed
1	Cadastral surveys	66900	84400

Special Projects

	Survey type	Targeted Number	completed number
1	Preparation of Primary Plans for the Central Expressway Project	42	38
2	Preparation of samples of Gampaha-Yakkala Road Project	4	4
3	Preparation of footprints for Kelaniya-Mudungoda Road Project	5	5



Agriculture

12.01 District Agricultural Unit

Vision

Make Gampaha district as the supplier of most of the fruit consumption requirement and export requirement and through introducing most suitable agricultural crops going along with local weather conditions while increasing farmers' income.

Mission

To increase the productivity, introduce new methods to value the production and introduce an efficient management pattern to increase the income of the farmer community and to increase the demand and export potential of fruit crops by increasing fruit exports and increasing export earnings and to maintain a sustainable farming system through environmentally friendly livelihoods.

Activated programmes

1. **Fruit village establishing programme**

There is a great potential for the development of fruit cultivation in the Gampaha District, which is in a suitable climate and infrastructure facilities. The objectives of the program are to increase the productivity of fruit cultivation, increase economic benefits for farmers and self-sufficiency in the Gampaha district through fruits. It is difficult to cultivate fruit in commercial lands of individual lands as the land is a constraint for the cultivation of fruits in commercial scale, which is gradually urbanized. As a solution, in 2014, several Grama Niladhari Divisions were selected from Divisional Secretariats to be developed as Farmer Villages.

Take measures to make effective progress in the villages set up in the years 2014/2015

1. Regular field supervision and advice to farmers.
2. Obtaining monthly reports on the progress of the respective villages.
3. To educate farmers on planting nurseries instead of dead plants.

Fruit villages started in 2016

No	Village	Divisional Secretariat	Date of commencement	No. of plants distributed	No. of beneficiaries	Cultivated area
01	Village of Katu Anoda – Heiyanthududuwa south/ Heiyanthududuwa west	Biyagama	2016.06.20	1000	41	5.5 acres
02	Village of Katu Anoda - Danovita / Weragoda	Meerigama	2016.07.28	1000	24	5.5 acres
03	Village of Durian - Hirikuluwa/ Banduragoda/ Keppetiwala	Meerigama	2016.08.23	1000	46	25 acres
04	Village of Katu Anoda – Ambaraluwa North/ Weliwariya west	Gampaha	2016.09.01	1000	15	5.5 acres
05	Village of Katu Anoda - Meegalla/ Urapola	Attanagalla	2016.11.25	1000	11	5.5 acres

Fruit villages started in 2014/2015

No	Village	Divisional Secretariat	Date of commencement	No. of plants distributed	No. of beneficiaries	Cultivated area
01	Village of Durian - Mabodala	Minuwangoda	2013.11.22	600	32	15
02	Village of Durian - Urapola	Attanagalla	2014.04.30	975	45	24.3
03	Village of Katu Anoda - Yakkala	Gampaha	2014.11.20	1000	60	5.5
04	Village of Katu Anoda - Palupalpita	Weke	2014.12.11	530	36	2.9
05	Village of Durian - Pingamuwa	Weke	2014.12.11	1001	42	25
06	Village of Katu Anoda - Nilpanagoda	Minuwangoda	2015.04.27	1000	17	7.5
07	Village of Katu Anoda - Warapalana/Udathuthiripitiya	Mahara	2015.06.26	1500	24	10
08	Village of Katu Anoda - Rassapana	Divlapitiya	2015.09.01	1000	19	7.5
09	Village of Jamanan - Bolagala	Divlapitiya	2015.10.05	2000	34	10
10	Village of Katu Anoda - Kadirana	Katana	2015.11.30	1000	07	05
11	Village of Durian - Kahadawa/Nalla	Meerigama	2015.12.03	1200	59	30
12	Village of Jamanan - Thammita	Divlapitiya	2015.12.18	1000	29	05
13	Village of Durian - Kuligedara/Kaluaggala	Divlapitiya	2015.12.28	800	58	20

2. Food Production National Programme - 2016-2018

2600 home garden development programs selected by the voluntary organizations

The National Program on the Food Production Program was implemented in Gampaha district under home garden development program under selected volunteer organizations. Basic knowledge of 2600 beneficiaries through SANASA Societies was provided by the Agriculture Instructors and through the Development Officers of the Ministry of Agriculture. Thereafter, 26 beneficiaries will be entitled to receive 01 a packet of 01 vegetable seeds and 02 nursery seeds of five varieties of vegetable seeds, 20 chilies and 10 plants and Rs. 550.00 five Fruit plants. Five Fruits sets to one beneficiary. And contributed to home gardening.

1. Making aware the officers and farmers about the latest technologies.
2. Awareness program for district level invasive alien species.

Awareness program for the invasive species and biodegurs on biodiversity degeneration was held under the patronage of the Bio Diversity Secretariat of the Mahaweli Development and Environment Ministry. Officials and the farmers were made aware by this programme.

3. Program for the promotion of crops without poisons.

Awareness program for farmers in the field of agriculture in the Gampaha District with the participation of Senior Presidential Advisor and MP Ven. Athuraliye Rathana Thera.

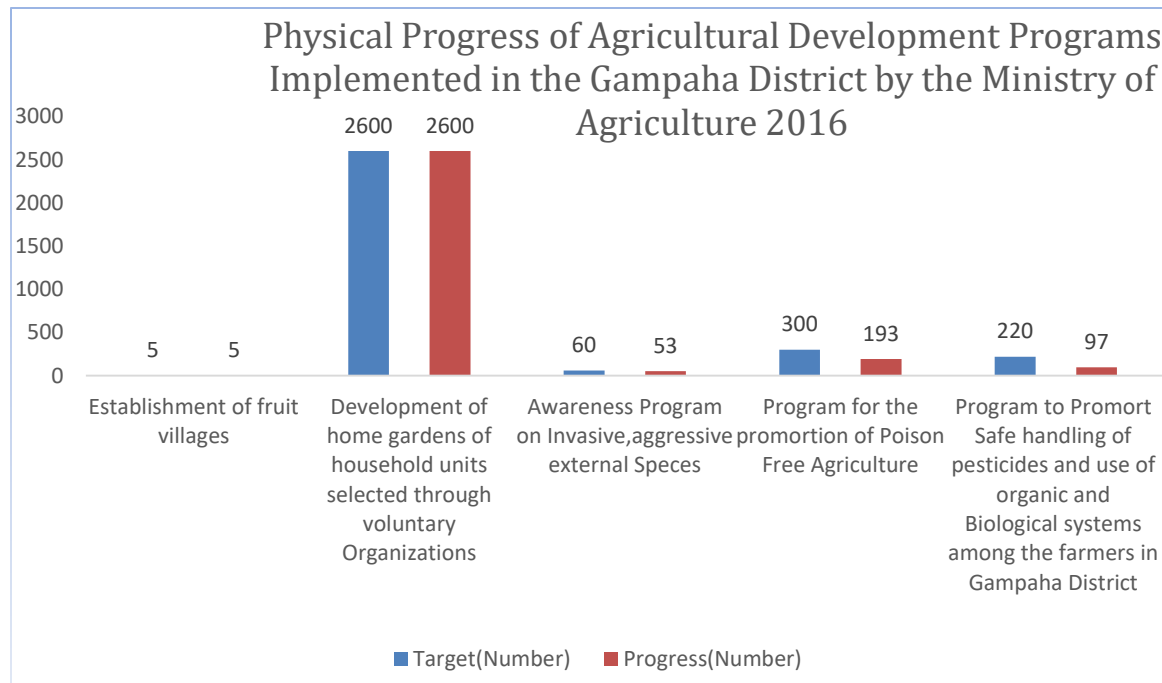
4. Program on Promoting Conservation and Organic and Biological Control of Pesticides in the Gampaha District.

This program was implemented to promote organic and biological control methods to minimize the use of pesticides. Lectures were given at the following topics and knowledge to the farming community.

1. Safe use of pesticides
2. Disease and pest control by increasing the fertility of the soil through eco-friendly soil microorganisms.
3. Dissociated by biological methods and release of leaf manure and parasites into the field
4. Introduction of biological methods for controlling plant diseases

At the end of the program, the drawings were handed over to the farmers of the following organic and biological methods:

1. 10 Protective suitcases of insecticide protection
2. Bio fertilizer for bio-fertilizer bottles for vegetable cultivation – 20 bottles
3. 50 micro packets of rhizomybugs for bean cultivation
4. 15 kilograms of organic fertilizer for vegetable cultivation
5. 15 kilograms of organic fertilizer for paddy cultivation
6. 30 Packages of containing periphodic parasites
7. Tricycodone Bottle Fluid - bottles 10
8. Lakgro Chemical margosa extract Compound – 20 bottles



12.02 Deputy Provincial Agricultural Director (Projects) Office

01 Provincial Specific Development / Provincial Development

Project Number	Name of the Project	Approved Amount (Rs)	Estimated Amount (Rs)	Spent Amount (Rs)	Expecting harvest	No. of the beneficiaries	Physical progresses %
J66228163027	Cultivate the bare lands in Gampaha district	700,000.00	699,885.00	%99.98	Hec.40 M. ton128	200	%100
J66228163028	Implementation of the Yaya program for paddy harvesting in the Gampaha district.	1,950,000.00	1,949,650.00	%99.98	Hec 100.M. ton 65	400	%100
J66228163029	Implementation of the Parachute System for increasing the productivity of paddy in the Gampaha District.	1,900,000.00	1,898,710.00	%99.93	Hec46. M. ton. 184	230	%100
J66228163030	Increase the productivity of paddy lands with soil problems in Gampaha District.	100,000.00	99,995.50	%99.99	Hec.8.M.ton28.	40	%100
J66228163031	Production of quality paddy in Gampaha District	2,350,000.00	2,349,980.00	%99.99	Hec 50. 5000Bushels	100	%100
J66228163032	Submission of agro mechanization to increase the productivity of the paddy in the Gampaha District.	100,000.00	100,000.00	%100	Hec.4.8. . M.ton19.2	24	%100
J66228163033	Production of quality vegetable seedlings in the Gampaha district.	50,000.00	49,655.00	%99.31	Pots - 5000	2000	%100
J66228163060	Increasing the quality of the harvest by integrated pest control in paddy cultivation in Gampaha District.	600,000.00	599,820.00	%99.97	Hec 25. M.ton100..	Giving 50 inputs for 375field schools.	%100
J66228163063	Promote the Indigenous paddy cultivators to increase the productivity of paddy lands that provide low productivity in Gampaha District.	780,000.00	779,955.00	%99.99	Hec 48.M.ton96.	240	%100

J66228363034	Establishment of new plantain banana in Gampaha district.	200,000.00	199,875.00	%99.94	Hec 2. M.ton16.2.	160	%100
J66228363035	Establishment of new planting of Weladadaram for the fruits of Gampaha District.	200,000.00	199,970.00	%99.99	Hec 2 .M.ton. 9	180	%100
J66228363036	Creation of new planting of Rambutan in Gampaha District.	100,000.00	99,995.00	%99.99	Hec 5. Beneficiaries 50	160	%100
J66228363037	Facilitating the production and productivity of the Rambutan plant in Gampaha District.	650,000.00	649,925.00	%99.99	4000 plants	620	%100
J66228363057	Establishment of new planting of durian in Gampaha District for fruits.	350,000.00	349,725.00	%99.92	Hec 4.5 . M.ton32.	320	%100
J66228363038	New planting of low country vegetables in Gampaha district.	900,000.00	898,122.00	%99.91	Hec 8. 52	80	%100
J66228363039	Creation of new planting of vegetables on the basis of increasing vegetable production in Gampaha District.	100,000.00	97,980.00	%99.98	Cultivation meters 10000 M.ton6.5.	100	%100
J66228363040	Establishment of chilly crops in Gampaha District.	200,000.00	198,645.00	%99.32	9000 pots, 20.8 M.ton	120	%100
J66228363041	Creation of new planting cows as an intercrop in Gampaha district.	400,000.00	395,800.00	%98.95	Hec. 2.8. M.ton25.	28	%100
J66228363042	Providing facilities for the implementation of programs to minimize the harvest losses of crop products in Gampaha.	1,000.000.00	999,880.50	%99.99	Beneficiaries 307 programmes	1000	%100
J66228363043	Development of crops which belongs to groups of flower and ornamental planting groups in Gampaha District.	2,100,000.00	2,099,955.00	%99.99	Agriculture divisions 26 entrepreneurs 93	93	%100

J66228363061	Development of quality planting material for the Gampaha District farming community.	1,040,000.00	1,039,890.00	%99.99	77 manufacturers	77	%100
J66228163051	Identifying new vegetable cultivation as an alternative crop of fallow paddy fields in Gampaha District.	500,000.00	498,163.20	%99.92	Hec. 3.2 . M.ton20.8.	32	%100
J66228163052	Identifying new leafy vegetable cultivation as an alternative crop of fallow paddy fields in the Gampaha District.	500,000.00	494,600.00	%98.92	Hec 2.5 .M.ton. 37	25	%100
J66228163053	Identifying Corn cultivation of fallow paddy fields in the Gampaha District.	500,000.00	499,970.00	%99.99	Hec 7.5 . M.ton26.25.	75	%100
D66228563054	Ensuring access to cultivated lands in the Gampaha District.	3,100,000.00	2,941,040.80	%94.87	375m	160	100%
N66228763055	Providing facilities for improvement of home gardens in the Gampaha District.	250,000.00	243,750.00	%97.50	Home garden units 390 families790	390	%100
N66228763056	Improve the facilities of extension offices to enhance the technical knowledge of the people of the Gampaha District and improve the quality of extension services.	3,780,000.00	3,770,439.00	%99.75	Developed project ,13 Officers skilled in IT 69	117	%100
N66228463044	Providing facilities for entrepreneurs to raise honey production by protecting gem resource in the Gampaha District.	800,000.00	799,965.00	%99.99	entrepreneurs 107	107	%100
N66228463045	Providing facilities to encourage small scale entrepreneurs of mushroom productions in the Gampaha District.	1,000,000.00	999,939.98	%99.99	Agriculture divisions 27 entrepreneurs 83	83	%100
N66228463046	Providing facilities to the manufacturers to encourage the production and use of leafy porridge for a healthy life of the people in the Gampaha District.	600,000.00	599,974.40	%99.99	Agriculture divisions 14 entrepreneurs 19	19	%100

N66228463047	Facilitate fruit-based manufacturers to inculcate the people in the Gampaha District for fruits consume.	200,000.00	199,760.40	%99.88	Establish 8 markets in 8 schools to produce 8 entrepreneurs	8	%100
N66228463048	Providing facilities to the manufacturers of rice flour based products in order to reduce the consumption of wheat flour in the Gampaha District.	400,000.00	399,945.00	%99.99	. Agriculture divisions 13 entrepreneurs29	29	%100
N66228463049	Providing facilities for entrepreneurs for food preserving in order to sucure the quality of excess food in the Gampaha district.	100,000.00	98,700.00	%98.70	Agriculture divisions 4 entrepreneurs 4	4	%100
N66228463062	Organic organic farming among farmers through increasing organic fertilizer production in the Gampaha district.	400,000.00	399,009.00	%99.75	No of commercial products 108 M. ton216.	108	%100
G63219862500	Providing agricultural equipments for registered farmer societies for the promotion of agricultural activities in Western Province.	2,485,833.00	2,485,718.00	%99.99	Continuation for agricultural activities the 178beneficiaries of Farmer Organizations.	Farmer organizations and groups 178	%100

01. Mobile Sale of Plants

Date	Agriculture Office	Income (Rs.)
2016.03.28	Andiambalama	120,375.00
2016.03.31	Katana	41,350.00
2016.04.06	Weke	254,075.00
2016.05.27	Aluthgama - Bogamuwa	70,195.00
2016.06.21	Kelaniya (Promotion Week)	32,445.00
2016.07.26	Malwatu Hiripitiya	53,141.00
Total		571,581.00

Cultivation Progress -2016

Under this program, the crop cultivation has been achieved through 2016/18 food production programs and general agricultural extension programs.

1. Paddy Cultivation

Irrigation type	2015/16 Progress in Maha			2016 Progress in Yala		
	2016 Target (hec)	2016 Progress (hec)	%	2016 Target (hec)	2016 Progress (hec)	%
Major irrigation	2038	1721.4	84.4	1477	511.91	34.6
Minor irrigation	4003	3290.1	82.1	2125	430.23	20.2
Rain fed	7542	4965.8	65.8	3032	813.47	26.8
Total	13583	9977.3	73.4	6634	1755.61	26.5

2. Fruit Cultivation

Fruits	2015/16 Progress in Maha			2016 Progress in Yala		
	Target area of the season (hec)	Seasonal progress Land size (hec)	Production of the Season (mt)	Target area of the season (hec)	Seasonal progress Land size (hec)	Production of the Season (mt)
Rambutan	23.8	27.3		22.1	32.6	14208
Banana	86.6	89.8	623.5	81.5	142.6	7758.5
Pineapples	130.7	188	887.7	130.9	184.4	10066
Doorian	9.5	17.7		8.8	8.8	679
Passion Fruits	5.7	4	13.6	5.4	2.1	89.5

3. Vegetable Cultivation

Vegetables	2015/16 Progress in Maha			2016 Progress in Yala		
	Target area of the season (hec)	Seasonal progress Land size (hec)	Target area of the season (hec)	Seasonal progress Land size (hec)	Target area of the season (hec)	Seasonal progress Land size (hec)
okra	142	118.7	2130	71	80.4	900
Water Gourd	84	66	1680	52	52.8	390
Lufa	87	68	1305	54.8	62.8	465
Brinjols	135.5	97.7	2032	60	68.6	1020
Bitter gourd	74	62.5	1480	49	56.7	294
Capsicum	77	43.9	462	36.5	42.4	189
Varieties of long beans	114	108.9	1368	60.3	87.7	783
Cucumber	48	33	960	100	33.8	495
Raddish	64	45	1280	43	48	360
Total	825.5	643.7	12697	526.6	533.2	4896

Cultivation of leafy vegetables

leafy vegetable	2015/16 Progress in Maha		2016 Progress in Yala	
Mugunawanna	Target area of the season (hec)	Seasonal progress Land size (hec)	Target area of the season (hec)	Seasonal progress Land size (hec)
Kankun	52	39.8	68	30
Gotukola	40.5	36.5	90	38.4
	43	36	67	31.6

Chillies

	2015/16 Progress in Maha			2016 Progress in Yala		
	Target area of the season (hec)	Seasonal progress Land size (hec)	Target area of the season (hec)	Seasonal progress Land size (hec)	Target area of the season (hec)	Seasonal progress Land size (hec)
Chillies	96	73	960	58	61.3	457
<u>Yams</u>	2015/16 Progress in Maha			2016 Progress in Yala		
Crop	Target area of the season (hec)	Seasonal progress Land size (hec)	Target area of the season (hec)	Seasonal progress Land size (hec)	Target area of the season (hec)	Seasonal progress Land size (hec)
Manioc	378	294	11340	229.1	254	6873
Sweet potatoes	29.8	15	447	13.9	8.7	208.5

Crops Clinics

- No. of crop clinics - 156 (Maha)
- No. of crop clinics - 156 (Yala)

12.03 Agrarian Development District Office

Reconstruction of minor irrigations Under Crop diversification program

Under the Crop diversification Program, Rs. 03 million was spent on Gampaha district under the Reconstruction of minor irrigations Under Crop diversification program , and 11 projects were implemented. Following are the progress of the Divisional Secretariat Divisions.

	Divisional Secretariat	No. of projects	Estimated Amount (Rs)	Contracted amount (Rs)	Financial Progress	Bills in hand	Physical progress	No of beneficiaries	Currently cultivated
01	Mahara	4	1,337,834.38	1,299,008.52	1,276,015.52		100%	50	55
02	Attanagalla	1	363,685.00	353,092.98	342,217.98		%100	25	20
03	Gampaha	4	1,117,453.16	1,084,777.86	838,982.34	192,054.09	%100	169	107
04	Minuwangoda	2	252,000.00	244,563.60	-	238,560.50	%100	113	60
	Total	11	3,070,972.54	2,981,442.96	2,457,215.84	430,614.59		357	242

Rehabilitation of fallow paddy fields and Minor Irrigation

Rs. 23.3 million was granted under the Rehabilitation of fallow paddy fields and Minor Irrigation program. 28 projects were implemented in this regard and all these projects were able to complete the work. The following is the progress of the project.

No	Divisional Secretariat	No. of projects	Estimated Amount (Rs)	Contracted amount (Rs)	Financial Progress	Physical progress	No of beneficiaries	No of Acres	
								Currently cultivated	Fallow paddy fields Can be cultivated
1	Mahara	13	9,637,966.97	9,332,300.14	6,118,538.69	%100	68	75	0
2	Meerigama	3	2,951,941.42	2,865,962.55	2,634,820.71	%100	325	200	0
3	Attanagalla	2	1,839,581.03	1,786,001.00	1,597,190.63	%100	155	145	40
4	Divlapitiya	5	3,523,898.49	3,421,260.67	3,390,652.11	%100	215	236	12
5	Gampaha	4	4,027,570.02	3,938,700.58	3,756,448.95	%100	100	105	0
6	Katana	1	1,254,405.69	1,217,869.60	1,207,069.60	%100	30	30	0
Total		28	23,235,363.62	22,562,094.54	18,704,720.69		893	791	52

Reconstruction of minor irrigation under special projects

Under the special projects, A grant of Rs. million 32 was received. 74 projects were implemented for this project and all these projects were completed. The following is the progress of the project..

No	Divisional Secretariat	No. of projects	Estimated Amount (Rs)	Contracted amount (Rs)	Financial Progress	Physical progress	No of beneficiaries	No of Acres	
								Currently cultivated	Fallow paddy fields Can be cultivated
1	Mahara	15	7,382,678.86	7,167,649.43	5,775,359.19	%100	389	221	2
2	Meerigama	10	5,132,436.45	4,982,657.67	3,093,750.56	%100	639	469	67
3	Attanagalla	11	4,267,488.54	4,141,841.58	2,400,993.09	%100	218	148	57
4	Divlapitiya	8	4,088,851.84	3,969,896.69	3,915,087.85	%100	255	175	15
5	Gampaha	8	2,746,479.02	2,664,434.46	1,965,655.69	%100	259	123	0
6	Katana	2	898,000.00	870,736.44	866,252.38	%100	12	15	4
7	Minuwangoda	9	3,258,863.34	3,163,759.72	2,865,419.84	%100	158	137	0
8	Biyagama	2	858,235.63	833,226.14	826,820.34	%100	110	30	36
9	Dompe	8	2,019,800.00	1,960,223.24	623,081.24	%100	258	223	46.5
10	Jaela	1	1,362,631.39	1,322,943.10	264,588.62	%100	26	38	22
		74	32,015,465.08	31,077,368.47	22,597,008.80		2324	1579	249.5

Flood damages - Restoration of minor irrigation

Under the special projects Rs. 38 million had been provided for 68 projects under the rehabilitation of minor irrigation schemes. All these projects were completed. The following is the progress of the project.

No	Divisional Secretariat	No. of projects	Estimated Amount (Rs)	Contracted amount (Rs)	Financial Progress	Physical progress
1	Katana	8	6,211,500.00	6,017,169.56	3,835,160.30	%100
2	Minuwangoda	6	2,266,000.00	2,198,855.66	1,663,063.53	%100
3	Attanagalla	7	4,137,518.60	4,015,257.82	1,732,470.23	%100
4	Divlapitiya	21	13,212,954.25	12,670,636.33	6,830,510.95	%100
5	Dompe	7	3,062,300.00	2,972,609.77	738,124.32	%100
6	Meerigama	12	4,464,500.00	4,331,681.34	1,109,307.55	%100
7	Gampaha	3	1,366,000.00	1,324,424.06	1,296,956.65	%100
8	Mahara	3	1,935,593.61	1,878,424.55	1,286,109.77	%100
9	Jaela	1	1,999,665.00	1,801,500.00	1,035,862.50	%100
		68	38,656,031.46	37,210,559.09	19,527,565.80	

Farmers' Trust Fund

8 programs were implemented in Gampaha District under the Farmers Trust Fund Program. The following is the progress of the project.

No	Agrarian Service Center	Name of the project	Estimated Amount (Rs)	Contracted amount (Rs)	Expenditure (Rs)	Physical progress
1	Mabodala	Construction of Fertilizer Warehouse at Mabodala Agrarian Services Center	2,100,000.00	1,988,265.99	819,190.20	100%
2	Andiambalama	Repairment of Fertilizer Warehouse at Andiambalama Agrarian Services Center	1,000,000.00	969,949.30	500,000.00	%100
3	Katana	Construction of Fertilizer Warehouse at Katana Agrarian Services Center	2,100,000.00	1,988,265.99	911,235.49	%100
4	Yakkala	Construction of Fertilizer Warehouse at Yakkala Agrarian Services Center	2,100,000.00	1,988,265.99	997,653.20	%100
5	Malwathuhiripitiya	Repairment of Fertilizer Warehouse at Malwathuhiripitiya Agrarian Services Center	900,000.00	887,310.84	450,000.00	%100
6	Yakkala	Construction of dam near Vidiyawatte temple and construction of tractor locator	770,000.00	746,335.91	698,934.69	%100
7	Henarathgoda	Reconstruction of agricultural road running from Imbulgoda Trakmo Junction – Part 1	4,750,000.00	4,576,627.80	4,564,021.74	%100
8	Henarathgoda	Reconstruction of agricultural road running from Imbulgoda Trakmo Junction – Part 2	600,000.00	572,530.17	550,339.66	%100
Total			14,320,000.00	13,717,551.99	9,491,374.98	

Development Fund

Four programs were implemented in the Gampaha District under the Development Fund Program. The following is the progress of the project.

Name of the project	Estimated Amount (Rs)	Contracted amount (Rs)	Expenditure (Rs)	Physical progress
Reconstruction of the Agrarian Services Center in Mirigama	185,000.00	185,000.00	170,651.23	100%
Construct the ceiling of the office room at Walpita Regional Agrarian Service Center	80,000.00	80,000.00	80,000.00	%100
Construct the ceiling of the office room at Udugampola Regional Agrarian Service Center	25,000.00	24,969.00	24,969.00	%100
Prepare the ceiling of the office room at Andiambalama Regional Agrarian Service Center	45,000.00	44,612.40	44,612.40	%100
Total	335,000.00	334,581.40	320,232.63	

Development Projects

A sum of 9 million rupees has been allocated for development work in Gampaha district and 05 programs were implemented in this regard and all projects could be completed. The following is the progress of the project.

Name of the project	Estimated Amount (Rs)	Contracted amount (Rs)	Expenditure (Rs)	Bills in hand	Physical progress
Construction of the first floor of the adjoining building at District Secretariat	2,000,000.00	1,999,868.16	399,973.63	1,599,894.53	100%
Development of the official residence of the Assistant Commissioner of Agrarian Development, Gampaha	4,267,914.65	4,239,660.90	4,239,660.90		%100
Repairing the roof of Agrarian Service Center at Bemmulla	1,796,417.34	1,744,094.50	1,707,397.00		%100
Repairing the roof of Agrarian Service Center at Udugampola	199,924.75	194,101.70	192,298.82		%100
Repairing of Urapola Agrarian Services Center	1,495,000.00	1,451,219.00	290,243.80	1,160,975.20	%100
Total	9,759,256.74	9,628,944.26	6,829,574.15	2,760,869.73	

Providing cash to farmers instead of fertilizer subsidies

'Kethata Aruna' fertilizer subsidy scheme was also functioned in the Gampaha district. Accordingly, during the 2016/17 Maha season, 14035 farmers and 5334.55 hectares of cultivators were cultivated in 25 agrarian areas and Rs. 70,785,000.00 was provided for these farmers.

Re-plantation of fallow paddy lands

In accordance with the 2016/09 circular, the program for replanting of paddy fields in the Gampaha District was implemented. Accordingly a sum of Rs 25,000.00 was given for farmers to cultivate an acre of paddy in the paddy field. Accordingly, this program was implemented in 10 agrarian areas. The following is the progress of the project.2016/09 .

Agrarian Service Authority Center	Land area cultivated			Approved amount
	Acres	Rude	Perches	
Andiambalama	22	15	10	645,320.00
Henarathgoda	1	2	0	37,500.00
Urapola	20	1	0	300,00.00
Nittambuwa	9	0	26	229,172.00
Minuwangoda	16	2	29	404,531.00
Jaela	2	0	0	50,000.00
Pasyala	5	3	39	159,689.00
Marandagahamula	10	5	29	285,781.00
Weke	10	13	20	334,375.00
Katana	19	1	24	
Total	126		17	2,446,368.00

National Food Production Program 2016 - 2018

Home Gardening Promotion Program - 2016

The National Food Production Program was successfully implemented in the Gampaha district from 2016 - 2018 under the concept of the His Excellency the President in accordance with a concept of the HE the President, over a three year program. Under the program, 25760 beneficiaries were resettled in the 1288 villages spread across the district. In this program it was

decided to establish a Women's Farmers Organization in every village. Accordingly, 1152 women's organizations have been registered. The progress of the above program is as follows.

Villages	Beneficiaries	Number of beneficiaries who received benefits			Number of female farmer organizations established in 2016
		Seeds	Nursery seeds	Fruits plants	
1288	25760	25760	25760	14820	1152

Indigenous Traditional Paddy cultivation program - 2016

In parallel to the national program of producing food products that is free of poisons, the traditional seed paddy production program was implemented in the year of Yala and Maha seasons in 2016. Its progress can be seen as follows.

Season	No of Beneficiaries	Quantity of paddy seeds Kg
2016 Yala	55	1560 Kg
2016/2017 Maha	210	7202.5 Kg

Program for the Promotion of Organic Fertilizer Production and Use - 2016

Saralankanda Loan Scheme

The Saralanda Loan Scheme is implemented by the Ministry of Agriculture with the objective of providing credit facilities at concessionary interest rates to establish organic fertilizer in Sri Lanka as a commercial venture. The objective of this project is to build new entrepreneurs and small and medium scale entrepreneurs to the next level.

The Saralankada loan scheme will be implemented through Agrarian Banks affiliated to Agrarian Development Department as follows.

1. For new entrepreneurs

Providing credit facilities for entrepreneurs who want to start organic manure production

2. Development of production methods

To provide credit facilities for producers of organic manure at present

Accordingly, 15 applicants under eight Agrarian Banks in Gampaha District have been provided with loans amounting to Rs. 3,350,000.00 for the production of Organic Fertilizer.

13. District Disaster Management Coordinating Unit

13.01 Programs implemented through Disaster Management Awareness and Training Division

1st quarter

Serial No	Program	The Cost
1.	Awareness Program on Disaster Management for the Public Officers in the Divisional Secretariat of Gampaha	24990/-
2.	Awareness program on Disaster Management for the teachers in Negombo Educational Zone	17000/-
3.		9900/-
4.	Conducting a First Aid Training Program for Divisional Secretariat of Katana	24300/-
5.	Life saving Training Program for the Government Officers in Divisional Secretariat of Meerigama	25000/-

2nd quarter

Serial No	Program	The Cost
1.	Conduct District Disaster Coordination Committee meeting.	13525/-
2.	Awareness Program on Disaster Management for the Public Officers in the Divisional Secretariat of Katana	17000/-
3.	Awareness program on disaster management for the teachers in Nalanda College, Minuwangoda	9900/-
4.	Awareness program on disaster management for the teachers in St. Petes College, Negombo	18000/-
5.	Awareness program on disaster management for students in Gnanananda Dhamma School in Alawala, Aththanagalla	10000/-
6.	Awareness program on disaster management for the officers in the office of the Director Health Services, Gampaha.	10800/-
7.	Conduct Life saving Training Program for the Government Officers in Divisional Secretariat of Negombo	19400/-

3rd Quarter

Serial No	Program	The Cost
1.	Awareness program on Disaster Management for the students in Mankuliya Primary School, Negombo.	9530/-
2.	Conduct Life saving Training Program for Development Officers and Grama Niladharis in Divisional Secretariat of Meerigama	25000/-
3.	Awareness program on Disaster Management for the Officers in Delgoda Armu Camp	23025/-
4.	Awareness Program on Disaster Management for the Public Officers in the Divisional Secretariat of Dompe	25000/-

4th Quarter

Serial No	Program	The Cost
1.	Awareness program for the students In Dutugemunu School	9900/-
2.	Conduct a lifesaving programme for the officers in Delgoda	24972/-

13.02 Programs implemented by the Disaster Management Early Preparation Division

1st quarter

Serial No	Program	The Cost
1.	Conducting a tsunami rehearsal program in Pitipana Grama Niladhari Division in Divisional Secretariat of Negombo	9660/-
2.	Conducting a tsunami rehearsal program in Siriwardhana Pedesa Grama Niladhari Division in Divisional Secretariat of Negombo	9900/-
3.	Conduct the final program of preparing Divisional Disaster Management Plan in Divisional Secretariat of Meerigama .	17000/-
4.	Conduct the final program of preparing Divisional Disaster Management Plan in Divisional Secretariat of Kelaniya.	17000/-
5.	Preparation of Rural Disaster Management Plan for Nalla Grama Niladhari Divisiona in Divisional Secretariat of Meerigama.	4000/-
6.	Preparation of Rural Disaster Management Plan for Vallaweediya Grama Niladhari Divisiona in Divisional Secretariat of Negombo.	3208/-
7.	Conducting School disaster protection program for Pamunugama Maha Viduhala, in Divisional Secretariat Waththala.	10000/-
8.	Conduct the final workshop of preparing Divisional Disaster Management Plan in Divisional Secretariat of Negombo.	16500/-
9.	Conduct a Divisional Rehearsal Program for the Government Officers in Divisional Secretariat of Negombo.	10000/-

2nd quarter

Serial No	Program	The Cost
1.	Conducting a tsunami rehearsal program in Pitipana Grama Niladhari Division in Divisional Secretariat of Negombo.	9660/-
2.	Conducting a tsunami rehearsal program in Siriwardhana Pedesa Grama Niladhari	9900/-

	Division in Divisional Secretariat of Negombo	
3.	Conduct the final program of preparing Divisional Disaster Management Plan in Divisional Secretariat of Meerigama .	17000/-
4.	Conduct the final program of preparing Divisional Disaster Management Plan in Divisional Secretariat of Kelaniya.	17000/-
5.	Preparation of Rural Disaster Management Plan for Nalla Grama Niladhari Division in Divisional Secretariat of Meerigama.	4000/-
6.	Preparation of Rural Disaster Management Plan for Vallaweediya Grama Niladhari Division in Divisional Secretariat of Negombo.	3208/-
7.	Conducting School disaster protection program for Pamunugama Maha Viduhala, in Divisional Secretariat Waththala.	10000/-
8.	Conduct the final workshop of preparing Divisional Disaster Management Plan in Divisional Secretariat of Negombo.	16500/-
9.	Conduct a Divisional Rehearsal Program for the Government Officers in Divisional Secretariat of Negombo.	10000/-

3rd quarter

Serial No	Program	The Cost
1.	Conduct the final workshop of preparing Divisional Disaster Management Plan in Divisional Secretariat of Waththala.	17000/-
2.	Preparation of Rural Disaster Management Plan for Bopitiya Grama Niladhari Division in Divisional Secretariat of Waththala.	3200/-
3.	Preparation of Rural Disaster Management Plan for Munnakkaraya Grama Niladhari Division in Divisional Secretariat of Negombo	2400/-
4.	Preparation of Rural Disaster Management Plan for Matagoda Grama Niladhari Division in Divisional Secretariat of Waththala	3750/-
5.	Awareness program for the Staff of the Negombo General Hospital	13486/85
6.	Conducting a National Level Tsunami Rehearsal program in Kammalthara Grama Niladhari Division in Divisional Secretariat of Negombo.	18355/-
7.	Conducting a Divisional level rehearsal program for the officers in Divisional Secretariat of Biyagama.	6000/-
8.	Conducting a tsunami rehearsal program in Vallaweediya Grama Niladhari Division in Divisional Secretariat of Negombo..	8580/-
9.	Conducting a tsunami rehearsal program in Malwana Grama Niladhari Division in Divisional Secretariat of Biyagama.	9984/-

4th Quarter

Serial No	Program	The Cost
1.	Flood Rehearsal at Matagoda Grama Niladhari Division in Divisional Secretariat of Waththala	17000/-
2.	Preparation of Rural Disaster Management Plan for Bopitiya Munnakkaraya Grama Division in Divisional Secretariat of Waththala	3200/-

Funding for Disaster Risk Reduction Projects through Disaster Management Center

	Date	Amount
01	2015-08-12	11,910,052.27
02	2016-01-06	20,744,000.00
03	2016-01-08	27,611,703.08
Total		60,265,755.35

13.03 2016 Work Value Of Completed Projects

	Name of the Project	Amount
01	Reconstruction of Canals in Waththala, Ragama, Muthurajawela. Horape Canal, Enderamulla Canal, Karunagama Canal, Dikowita Canal, Bopitiya	12,408,758.58
02	The second stage of cleaning project of of Kerawalapitiya Lower section	5,061,545.82
03	Reconstruction of Kiribathgoda Canal	2,974,830.70
Total work value		20,445,135.10

Administrative expenditure of the total value - රු. 546,661.61

The total cost

	Description	වටිනාකම
01	Total Work Value of the three Projects above	20,445,135.10
02	Administrative Expenditure 3 %	546,661.61
Total cost for the project		20,991,796.71

13.04 ADB Projects – Gampaha District

Se. No	Project	Grama Niladhari Division	Project authority	Total estimated amount	Financial progress
01	Reconstruction of Walawwaththa Road 1	Kendaliyaddapaluwa	Mahara Pradeshiya Sabhawa	1901713.00	1793437.50
02	Reconstruction of Walawwaththa Road 2	Kendaliyaddapaluwa	Mahara Pradeshiya Sabhawa	1658357.50	1654983.75
03	Independence Avenue Crossing Road	287 D, Kirillawala North	Mahara Pradeshiya Sabhawa	259568.10	252900.10
04	Concrete the remaining parts of the by-roads leading to Uswatte first lane		Mahara Pradeshiya Sabhawa	651392.20	650036.01
05	Concrete the road runs in front of the Maneth Pre School in Gampaha Kidagammulla road,	Kidagammulla	Gampaha Municipal Council	625000.00	557889.20
06	Reconstruction of Hallakkada Canal, Jaela	Hallakkada	Divisional Secretariat Jaela	191525.00	191525.00
07	Wattala Secure Center.		NBRO Institute		

15. Accounts

13.01 Appropriation Account - 2016

Title of the Programme given in Budget Estimates	(1)	(2)	(3)	(4)	(5)	(6)	Net result / Saving(Excess)	Title of the Programme given in Budget Estimates
	Provision in Budget estimates (1)	Supplimentary Provision and Supplimentary Estimate Allocation (2)	Transfers in terms of F.R.66 and F.R.69 (3)	Total Net Provision (1+2+3) (4)	Total Expenditure (5)	Net Effect Savings/ (Excess) (4 - 5) (6)		
		₹.	₹.	₹.	₹.	₹.	₹.	
	<u>Recurrent</u>	-						
1	Operational Programme	986,000,000	25,800,000	-	1,011,800,000	997,430,725	14,369,275	2
	Sub Total (Recurrent)	986,000,000	25,800,000	-	1,011,800,000	997,430,725	14,369,275	
	<u>capital</u>	-						
1	Operational Programme	167,000,000	-	-	167,000,000	166,868,874	131,126	2
	Sub Total (Capital)	167,000,000	-	-	167,000,000	166,868,874	131,126	
	<u>capital</u>	1,153,000,000	25,800,000	-	1,178,800,000	1,164,299,599	14,500,401	

13.02 Appropriation Account by Programme - 2016

Summary of Recurrent and Capital Expenditure

Nature of Expenditure with (DGSA format Reference)	(1)	(2)	(3)	(4)	(5)	(6)	Page No. (Reference to relevant DGSA format)
		Supplimentary Provision and Supplimentary Estimate Allocation	Transfers in terms of the F.R. 66 and F.R. 69	Total Net Provision (1+2+3)	Total Expenditure	Net Effect Savings/ (Excess)	
	(a) Recurrent (DGSA 3)	986,000,000	25,800,000	-	1,011,800,000	997,430,725	
(b) Capital (DGSA 4)	167,000,000	-	-	167,000,000	166,868,874	131,126	4-5
Total	1,153,000,000	25,800,000	-	1,178,800,000	1,164,299,599	14,500,401	

Recurrent Expenditure by Project - 2016

Project No./Names, personel emoluments and other expenditure for all projects	(1)	(2)	(3)	(4)	(5)	(6)
	Provision in Budget Estimates Rs.	Supplimentary Provision and Supplimentary Estimate Allocation Rs.	Transfers in terms of the F.R. 66 and F.R. 69 Rs.	Total Net Provision (1+2+3) Rs.	Total Expenditure Rs.	Net Effect Savings/(Excess) (4-5) Rs.
1. Genaral Administration & Stablishment services						
Personel Emoluments	37,500,000	2,800,000	-	40,300,000	39,096,536	1,203,464
Other Expenditure	26,200,000	-	1,978,184	28,178,184	27,228,334	949,850
Sub Total	63,700,000	2,800,000	1,978,184	68,478,184	66,324,870	2,153,314
2. <u>Divisional Secretariats</u>						
Personel Emoluments	854,000,000	23,000,000	-	877,000,000	866,678,872	10,321,128
Other Expenditure	68,300,000	-	(1,978,184)	66,321,816	64,426,983	1,894,833
	922,300,000	23,000,000	(1,978,184)	943,321,816	931,105,855	12,215,961
Sub Total						
Grand Total	986,000,000	25,800,000	-	1,011,800,000	997,430,725	14,369,275

Capital Expenditure by Projects -2016

Object Code No.	Item No.	Financed by (Code No.)	Description of Items	(1)	(2)	(3)	(4)	(5)	(6)
				Provision in Annual Estimates	Transfers in terms F.R. 66 and F.R. 69 and Supplementary Provision and Supplementary Estimate Allocation	Transfers in terms F.R. 66 and F.R. 69	Total Net Provision (1+2)	Total Expenditure	Net Effect Savings/(Excess) (3-4)
				Rs.	Rs.	Rs.	Rs.	Rs.	Rs.
2001	0	11	Buildings & Structures	8,000,000	-	-	8,000,000	7,984,344	15,656
2002	0	11	Plant Machinery & Equipment	2,000,000	-	-	2,000,000	1,977,301	22,699
2003	0	11	Vehicles	3,000,000	-	-	3,000,000	2,991,620	8,380
2102	0	11	Furniture & Office Equipment	800,000	-	-	800,000	799,310	690
2103	0	11	Plant Machinery & Equipment	800,000	-	1,479,969	2,279,969	2,277,207	2,762
2104	0	11	Buildings & Structures	150,000,000	-	-	150,000,000	149,919,062	80,938
2401	0	11	Buildings & Structures	1,200,000	-	(480,000)	720,000	720,000	-
			Buildings & Structures						
			Training and capacity building						
			Total	165,800,000	-	999,969	166,799,969	166,668,844	131,125

13.05 Summary of Financing Expenditure by Programme

Financing		Programme 01*		Programme 02*		Total		
Code	Description of financing code	Net Provision	Actual Expenditure	Net Provision	Actual Expenditure	Net Provision	Actual Expenditure	Net Effect Savings/(Excess)
		1	2	3	4	5	6	(6÷5)X100
		Rs.	Rs.	Rs.	Rs.	Rs.	Rs..	%
11	Domestic Funds	1,178,800,000	1,164,299,599	-	-	1,178,800,000	1,164,299,599	99
12	Foreign Loan	-	-	-	-	-	-	-
13	Foreign Grant	-	-	-	-	-	-	-
14	Reimbursable Foreign Loan	-	-	-	-	-	-	-
15	Reimbursable Foreign Grant	-	-	-	-	-	-	-
16	Counterpart Fund	-	-	-	-	-	-	-
17	Foreign Finance related Domestic Cost	-	-	-	-	-	-	-
21	Special law services	-	-	-	-	-	-	-
	Total	1,178,800,000	1,164,299,599	-	-	1,178,800,000	1,164,299,599	99

03.06 Financing costs according to projects

Financing		Programme 01*		Programme 02*		Total of the programme/ total of the pages	
code	Description of financing code	Net Provision	Actual Expenditure	Net Provision	Actual Expenditure	Net Provision	Actual Expenditure
		Rs.	Rs.	Rs.	Rs..	Rs.	Rs.
11	Domestic Funds	235,278,153	232,993,714	943,521,847	931,305,885	1,178,800,000	1,164,299,599
12	Foreign Loan	-	-	-	-	-	-
13	Foreign Grant	-	-	-	-	-	-
14	Reimbursable Foreign Loan	-	-	-	-	-	-
15	Reimbursable Foreign Grant	-	-	-	-	-	-
16	Counterpart Fund	-	-	-	-	-	-
17	Foreign Finance related	-	-	-	-	-	-
21	Special law services	-	-	-	-	-	-
	Total	235,278,153	232,993,714	943,521,847	931,305,885	1,178,800,000	1,164,299,599

13.07 Summary of Control Accounts for Advance and Deposit Accounts - 2016

Name of Advance / Deposit Account	Account No.*	In accordance Departmental books				Balance as per Treasury Books as at 31/12/2016
		Opening Balance as at 01/01/2016	Cuts in the year	Catch rates in the year	The last balance as at 31/12/2016	
		Rs.	Rs.	Rs	Rs	
I. Advances to government officers	256011	231,397,341.83	74,999,485.50	68,388,433.78	238,008,393.55	238,008,393.55
	256012	-	13,623,671.23	9,757,101.44	3,866,569.79	3,866,569.79
		231,397,341.83	88,623,156.73	78,145,535.22	241,874,963.34	241,874,963.34
II. Other Advances (Contract advances)	9188/256/0/2/0/1	-	23,763,151.96	-	23,763,151.96	23,763,151.96
III various advances		-	-	-	-	-
IV Deposits		-	-	-	-	-
(i) General deposits		-	-	-	-	-
2. Guarantee deposits	6000-0-0-1-0-61	10,000.00	191,150.00	663,650.00	482,500.00	482,500.00
3. Tender deposits	6000-0-0-2-0-79	638,000.00	1,225,000.00	1,456,700.00	869,700.00	869,700.00
. Temporarily detained deposit back payments to third parties	6000-0-0-13-0-49	32,679,458.41	769,165,195.99	794,681,965.37	58,196,227.79	58,196,227.79
4. . Banknotes detention for contracts	6000-0-0-16-0-31	269,281,656.38	200,307,282.75	171,024,542.98	239,998,916.61	239,998,916.61
5. Compensation payments	6000-0-0-17-0-10	399,749,074.32	2,286,158,413.45	2,319,557,858.70	433,148,519.57	433,148,519.57
6. The temporary detention for statutory payments	6000-0-0-18-0-39	2,706,903.10	17,041,679.83	16,849,911.41	2,515,134.68	2,515,134.68
(ii) Other deposits		-	-	-	-	-

13.08 Revenue account for the year ended 31st December 2016

Description of the revenue	Total net revenue collected in 2015	Total net revenue collected in 2016
	Rs.	Rs.
	රු:	රු:
Registration Fees -Registrar General	36,041,845.00	30,198,135.63
Private timber transportation	739,026.50	911,100.00
Firearms and Explosive License Fees	1,079,150.00	1,135,280.00
Other Charges	11,590,569.27	12,091,506.26
Miscellaneous	7,577,037.21	5,168,424.42
Govt. Building Rent	536,297.03	534,410.67
Other Revenu	9,126,639.62	10,054,983.97
Other Receipts	23,097,436.77	15,345,008.99
Identity Card Fees	55,400.00	740,500.00
Examination Fees	115,210.00	458,500.00
Charges under the Motor Vehicle Act	171,853,840.00	194,888,969.00
Charges of Widow and Orphan' pension scheme	39,867,347.78	46,557,258.77
Fine charges Motor Vehicle Transfer	-	253,050.00
	301,679,799.18	318,337,127.71

Submission of relevant accounts for year 2016

Reason	Close in date	Date Submitted
Advance Account B	Before March 31,2017	February 18, 2017
General Deposit Account	Before March 31,2017	February 17,2017
Appropriation Account	Before March 31,2017	March 15,2017

Accounting Non Mobile Assests

Current Assests as at 31, December 2016 were accounted as follows

Item	Value of Account Rs.
Land	653,550,125.87
Buildings	709,841,002.76
Other Machineries	276,130,128.66