



Audit Service Commission

Performance Report

01.04.2017 -30.06.2017

Audit Service Commission

No 35 A

Dr. N.M. Perera Mawatha

Colombo 08

Vision

Excellent Audit Service for enhancement of Public Accountability
and Public Interest

Mission

To ensure Accountability of Public Resources by
establishing Professional, Competent and Good governance
based State Audit Service

Our Values

- Independence
- Impartial
- Integrity
- Innovation
- Transparency
- Accountability
- Professionalism

Index

Serial No	Reason	Page No
1.	Introduction	1
2.	Performance of the Audit Service Commission from 01.04.2017 to 30.06.2017	1-2
2.1	Progress in relation to the powers and functions of the Commission under the Article 153C of the Constitution	1
2.2	Financial Progress	2
3.	Staff	3-4
3.1	Staff Training	4
4.	Commission Meetings	4
5.	Annexes	
	1. Financial Report from 01.01.2017 to 30.06.2017	5
	2. Organization Chart of the Audit Service Commission	6

Audit Service Commission

1. Introduction

The Audit Service Commission was established under Chapter XVII of the Article 153A (1) of the Constitution of Democratic Socialist Republic of Sri Lanka

The powers of appointments, promotions, transfers, disciplinary control and dismissal of the members belonging to the Sri Lanka State Audit Service is vested with the Commission. The Commission is empowered to make rules pertaining to schemes of recruitment, appointment, transfer, disciplinary control and dismissal of the members belonging to Sri Lanka State Audit Service and preparation of annual estimate of the National Audit office. The Commission is also required to discharge such other powers, duties and functions as may be provided by law.

2. Performance of the Audit Service Commission from 01.04.2017 to 30.06.2017

2.1 *Progress in relation to the powers and functions of the Commission under the Article 153C of the Constitution*

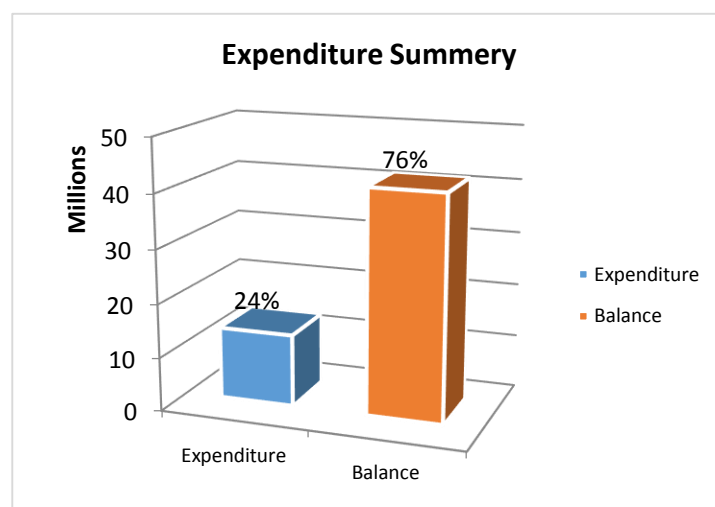
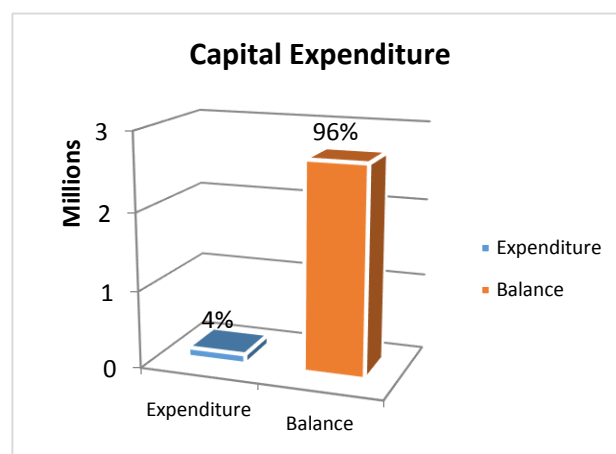
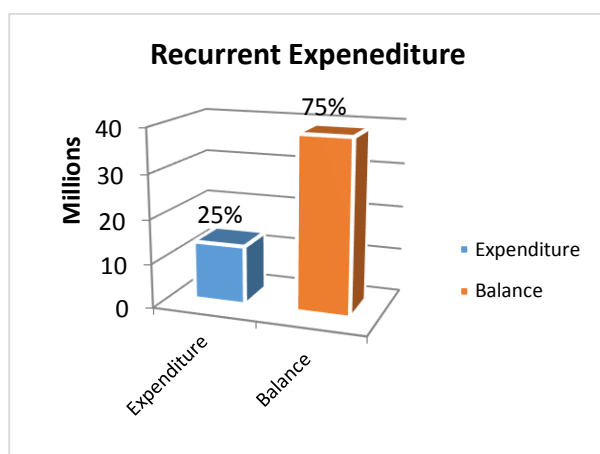
Powers	Progress
Appointment, Promotion, Transfer, Disciplinary Control and Dismissal of the members belonging to the Sri Lanka State Audit Service	Action not taken due to non-establishment of the Sri Lanka State Audit Service
Make rules pertaining to Scheme of Recruitments, appointment, transfer, disciplinary control and dismissal of the officers belonging to Sri Lanka State Audit Service	Draft Rules already prepared for appointment, promotion and transfers to be implemented after the establishment of the Sri Lanka State Audit Service
Preparation of Annual Estimate of the National Audit Office	Action not taken due to the delay in enactment of the National Audit Act, which includes the establishment of National Audit Office.

2.2 Financial Progress.

Out of the allocation received for recurrent and capital expenditure of the Audit Service Commission for year 2017, a sum of Rs. 6,724,900 has been utilized under recurrent expenditure and Rs. 46,010 under Capital expenditure during the quarter of 01.04.2017 to 30.06. 2017.

Summary of the financial progress-01.01.2017 to 30.06.2017

	Allocation Rs.	Expenditure (01.01.2017-30.06.2017) Rs.	Balance (as at 30.06.2017) Rs.
Recurrent	52,234,000	13,300,026	38,933,974
Capital	2,800,000	123,164	2,676,836
Total	55,034,000	13,423,190	41,610,810



The total financial report for second quarter of year 2017 is at annex 01

3. Staff

The approved total number of cadre for the Audit Service Commission is 43. However, only 21 officers have been employed to perform financial and administrative activities due to non-approval of the National Audit Act.

Approved Cadre, Existing Cadre and Vacancies of Audit Service Commission as at 30.06.2017				
Service Level	Designation	Approved Cadre	Existing Cadre	Vacancies against the approved Cadre
Senior Level	Secretary	10	02	08
	Additional Secretary			
	Senior Assistant Secretary			
	Director			
	Assistant Secretary			
	Assistant Director			
	Audit Superintendent			
	Accountant			
	Legal Officer			
Tertiary Level	Administrative Officer	05	02	03
	Translator			
	ICT Officer			
Secondary Level	ICT Assistant	16	07	09
	Public Management Assistant			
Primary Level	Driver	12	10	02
	Office Employee assistant			
Total		43	21	22

Organization Chart of the Audit Service Commission is at annex 02

3.1 Staff Training

- (a) Under the staff training programme of the Audit Service Commission, officers have been directed for training during the second quarter of 2017 as follows.

	Name of the Training Programme	Designation	No. of officers
1	Preparation of Bidding documents and evaluation of Bids	Administrative officer	01
2	Disciplinary procedures	Public Management Assistant	01
3	Tamil Language Training Programme	Information and Communication Technology officer, Public Management Assistants, Drivers and Office Employee Assistants	15

04. Commission Meetings

Three (3) Commission meetings have been held during the period from 01.04 2017 to 30.06. 2017.

Due to non-establishment of Sri-Lanka State Audit Service, Audit Service Commission could not fully exercise its powers and functions vested in the Constitution.

Audit Service Commission Total Provision and Expenditure for 2017.01.01- 2017.06.30							
Object	Description	Annual Budgetary Provision 2017 Rs.	Supplementary Provision 2017 Rs.	FR 66 Transfers Rs.	Approved Net Provision for year 2017 Rs.	Total Expenditure from 2017-04-01 to 2017-06-30 Rs.	Total Expenditure from 2017.01.01 to 2017.06.30 Rs.
23-01-01	Recurrent Expenditure	52,234,000.00	-	-	-	6,724,989.59	13,300,026.15
	Personal Emoluments	27,000,000.00				3,723,492.76	7,132,716.63
1001	Salaries and Wages	18,000,000.00				1,499,605.16	2,985,882.19
1002	Overtime and Holiday payments	1,000,000.00				32,406.21	60,902.68
1003	Other Allowances	8,000,000.00				2,191,481.39	4,085,931.76
	Travelling Expenses	1,100,000.00				-	-
1101	Domestic	100,000.00				-	-
1102	Foreign	1,000,000.00				-	-
	Supplies	2,700,000.00				(137,154.68)	233,641.52
1201	Stationery and Office Requisites	1,500,000.00				16,956.00	33,476.00
1202	Fuel	1,000,000.00				(179,043.74)	137,943.00
1203	Diets and Uniforms	200,000.00				24,933.06	62,222.52
	Maintenance Expenditure	1,550,000.00				(1,050.00)	279,712.55
1301	Vehicles	1,000,000.00				(1,050.00)	279,712.55
1302	Plant and Machinery	350,000.00				-	-
1303	Buildings and Structures	200,000.00				-	-
	Services	19,000,000.00				3,047,005.06	5,464,493.35
1401	Transport	3,000,000.00				600,000.00	600,000.00
1402	Postal and Communication	1,500,000.00				203,384.05	374,679.35
1403	Electricity and Water	1,000,000.00				95,689.15	179,373.45
1404	Rents and Local Taxes	10,500,000.00				1,687,500.00	3,375,000.00
1409	Other	3,000,000.00				460,431.86	935,440.55
	Transfers	884,000.00				92,696.45	189,462.10
1505	Subscriptions and Contributions Fee	200,000.00				-	-
1506	Property Loan Interest of Public Servants	684,000.00				92,696.45	189,462.10
23-01-01	Capital Expenditure	2,800,000.00	-	-	-	46,010.00	123,164.00
	Rehabilitation and Improvement of Capital Assets	1,300,000.00				-	4,500.00
2001	Buildings and Structures	500,000.00				-	4,500.00
2002	Plant , Machinery and Equipment	300,000.00				-	-
2003	Vehicles	500,000.00				-	-
	Acquisition of Capital Assets	1,000,000.00				5,010.00	6,914.00
2102	Furniture and Office Equipment	1,000,000.00				5,010.00	6,914.00
	Human Resource Development	500,000.00				41,000.00	111,750.00
2401	Staff Training	500,000.00				41,000.00	111,750.00
	Total	55,034,000.00	-	-	-	6,770,999.59	13,423,190.15

Organization Chart of Audit Service Commission

